

TERRY KEPNER'S

portable 100

\$3.95/CAN \$4.95

A MONTHLY PUBLICATION (EXCEPT COMBINED JULY/AUGUST ISSUE)

Car Navigation

*Using your Tandy 100/102/200 to tell you
where you are on the highway!*

Plus:

More on *Deskmate 3*

More Utilities for Node

Datapacks!

Store more on your disks!

An update on the WP-2

Model T Memory Map



Act Now For Special Christmas Offers!

Premium 3.5" Diskettes



These disks work perfectly with the Tandy Portable Disk Drives, MS-DOS computers and Macintosh computers.

CERTIFICATION: Every diskette is tested and certified to be 100% error-free. All disks are certified to meet or exceed ANSI standards.

Shipping: 55¢ per 15 3.5" diskettes

★ 3.5" User Labels \$2.00 (50/pack) in combo packs of yellow, green, blue, & red.

Premium 5.25" Diskettes

Premium Diskettes!

In lots of 500
5.25" DS/DD 360K
Lifetime Warranty
Sleeves & WP Tabs Included Free!

Special Quantity Pricing!

70¢ each in lots of 25

60¢ each in lots of 100

50¢ each in lots of 500

On 5.25" DS/DD
Diskettes

Sleeves & WP Tabs
included

CERTIFICATION: Every diskette is tested and certified to be 100% error-free. All disks are certified to meet or exceed ANSI standards.

Shipping: 65¢ per 25 5.25" diskettes

★ 5.25" User Labels \$2.00 (50/pack) in combo packs of yellow, green, blue, & red.

Send To: Portable 100 Hardware
145 Grove St. Ext., POB 428,
Peterborough, NH 03458-0428

Name _____ Company _____
Address _____
City _____ State _____ Zip _____

How Many	Description	Price Each	Price Total	Shipping Each	Shipping Total

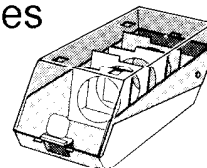
Charge to my:	<input type="checkbox"/> Visa	<input type="checkbox"/> MC	Merchandise	
	<input type="checkbox"/> AMEX	<input type="checkbox"/> Check/Mo	Total	
Account			Shipping	
Number			Total	
Expiration			C.O.D. Orders	
Date			add \$5.00	
(We do not charge your credit card until your products are ready to ship)			Order Processing, Packaging, & Handling	\$3.00
To Order	Add Shipping: 55¢ per 15 3.5" diskettes; 65¢ per 25 5.25" diskettes; 90¢ per Disk Case			Total

Orders to: A.P.O's, F.P.O's & Canada, add \$4.00 additional for shipping. Orders to AK, HI, VI, PR, add \$2.00 additional. Sorry, but we cannot ship outside the U.S. and Canada.

Portable 100 Call Now! **1-603-924-9455**

5.25" & 3.5" Disk Cases

3.5" Disk Cases



\$8.97 each
(For 2 or more)

3.5" Disk Case Quantity Pricing!
\$8.97 each for 2 or more
\$9.95 each in single units

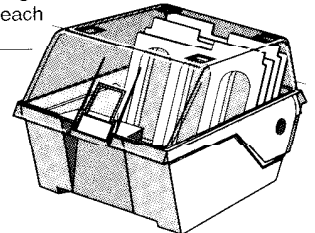
★ 3.5" Disk Case protects and stores up to 50 Diskettes.

Shipping: \$1.00 each

\$9.95 each
(For 2 or more)

Shipping: \$1.00 each

5.25" Disk Case Quantity Pricing!
\$9.95 each for 2 or more
\$10.95 each in single units



5.25" Disk Cases

★ 5.25" Disk Case protects and stores up to 70 Diskettes.

Club 100: A Model 100 User Group

LAPTOP TO DOS CONNECTIONS

Lapdos	5.25"	wo/cable	39.95
Lapdos	3.5"	wo/cable	39.95
WP2DOS	5.25"	wo/cable	34.95
WP2DOS	3.5"	wo/cable	34.95

LAPTOP TO MAC CONNECTIONS

100duet	includes cable	99.95
WPduet	includes cable	99.95

NULL-MODEM CABLES

NM Cable	25M - 25F	17.50
NM Cable	25M - 9F	17.50
NM Cable	9F - 25F	17.50
NM Cable	9F - 9F	17.50

PROGRAM DEVELOPMENT TOOLS

ROM2/Cleuseau	M100/102	49.95
ROM2/Cleuseau	M200	49.95
ROM2/Cleuseau	NEC	49.95

DISK OPERATING SYSTEMS

TS-DOS Disk	M100/102	TPDD	39.95
TS-DOS Disk	M100/102	TPDD2	39.95
TS-DOS Disk	M200	TPDD	39.95
TS-DOS Disk	M200	TPDD2	39.95
TS-DOS Disk	NEC	TPDD2	39.95
TS-DOS ROM	M100/102	both	49.95
TS-DOS ROM	M200	both	49.95
TS-DOS ROM	NEC	both	49.95
TS-DOS/RANDOM	100/102	TPDD	24.95

THE ULTIMATE ROM II

UR2	M100/102	89.95
UR2	M200	89.95
UR2	NEC	89.95

MISCELLANEOUS ITEMS

Hard cover	(M100/102)	22.95
Power Pillow		19.95
Key Board Bands		2.95
QR Card	M100/102	2.95

RAM CHIPS

M100	8K RAM Chip	29.00
M102	8K RAM Chip	19.00
M200	24K RAM Chip	79.00
NEC	8K RAM Chip	29.00

RAM EXPANSION MODULES

M100	64K RAM Expansion	179.00
M100	96K RAM Expansion	199.00
M102	128K RAM Expansion	199.00
M102	256K RAM Expansion	299.00
WP-2	128K RAM Expansion	79.00

PROGRAMS

Listing (refundable)	5.00
Hundreds of programs available on disk. The listing tells all...	
Drew Blanchar Collection	19.95
50 Great California Games	32.95

A WORD ABOUT ROMS

The Tandy Model 100, 102 and 200 computers have room for one option ROM. You must remove one ROM before using another ROM. This is actually quite easy, and several of our members use their laptop for different jobs at different times just by changing ROMs. Programs on ROM run from the ROM and thus do not use RAM. ROM programs offer surprising performance, and greatly expand laptop use. Club 100 offers 3 ROMs.

THE ULTIMATE ROM II

Contains 4 feature rich programs...

T-WORD - a print formatter: controls all printing options including margins, page breaks, headers, footers, page numbering, bold, underline, italic; includes a "pixel plot" mode that displays the way a page will look when printed.

T-BASE - relational database: control database development, control data input and reporting; links with T-Word for mail merge printing.

Idea! - thought outliner: create outlines and fill in the details; expand, contract and sort outlines as necessary to clarify thinking; useful for planning and scheduling.

ROM-View 80 - displays up to 60 characters per line while in T-Word, T-BASE, TELCOM and BASIC.

Extra: The UR11 ROM contains a link to TS-DOS, assuming you have TS-DOS on disk and a Tandy Portable Disk Drive (TPDD); works with both the 100K (TPDD) and 200K (TPDD2) formats.

ROM2/Cleuseau

Two major programming tools w/TEXT enhancements...
This is "THE" Model 100/102/200 programming tool !!!

ROM2: 8085 macro assembler, disassembler and debugger. Feature rich. Machine language programming experience required.

Cleuseau: Programming tools for BASIC; auto-numbering, renumber, pack, unpack and optimize, set break points, etc.

TEXT Enhancements: over write mode on/off, block modify upper/lower case, append to paste, search and replace, and more.

TS-DOS ROM

A true disk operating system (DOS) requiring NO RAM use...

Operates on both 100K and 200K Tandy Portable Disk Drives. Tag files for mass transfers. File compression. Print files from disk. Access your disk drive from within BASIC and TEXT. No pesky disk loading; simply call the ROM and you're working with your drive. Very fast!

HUMAN ASSISTANCE

10am to 2pm, Monday - Friday

Club 100 is a user group. There are no dues to belong. You are already a member, and thus, may benefit from our collective knowledge with a simple phone call. All questions respected, i.e., RAM expansion or disk drive? - which ROM is best for you? - how to transfer files to DOS and Mac computers? - sell or buy used equipment - how to recover from a cold start - how to access free software from our BBS - etc.

FREE INFO: Call or write for free information...

Club 100: A Model 100 User Group

Serving Model 100/102/200 Owners Since 1983.



P.O. Box 23438, Pleasant Hill, CA 94523

AC:415 Voice:932-8856 BBS:939-1246 FAX:937-5039

Meetings: 2nd Sat/mo - Melo's Pizza, Pleasant Hill, CA - 12-4pm
California residents include 7.25% state sales tax.
Include \$2 per item shipping on all orders except program listing.

**ON
THE
COVER:**

*The MicroSolutions
(132 W. Lincoln
Hwy, Dekalb, IL
60115, 815-756-
3411) Backpack 5.25-
inch disk drive adds
5.25-inch disk ability
to the T1100 FD and
other MS-DOS
portable computers
without external
FDD ports. It works
great!*



Tandy 102

**MAXI DISK STORES MORE
BY USING "LOST SPACE!"**

by Terry Kepner

*Increase your MS-DOS disk storage from 720K to 800K
(or 1.4MB to 1.6MB) without hardware modifications.*

8



Tandy 200

**THEY LAUGHED WHEN I SAT DOWN
TO WORD PROCESS**

by Michael Daigle

Further impressions of the WP-2.


12

DESKMATE

by George Sherman

Getting the most out of your Deskmate graphical user interface.

14



Tandy 600


CAR NAVIGATOR

by William F. Green

Use your Model 100, 102, or 200 to monitor your progress as you drive along the highways!

17

DEPARTMENTS



Tandy 1400LT

ROM WITH A VIEW

I/O

THE IDEA BOX

GLOBAL PERSPECTIVES

NEW PRODUCTS

DEFUSR

OPR.ASM

PORTABLE 100 CLASSIFIEDS

ADVERTISERS' INDEX

Moving Right Along.

Is there a Gender Bias?

Pinnacle of the Peak?

Node Utilities!

Two new ones .

Questions, questions.

Model T Memory Management.

Software, hardware, back issues.

3

4

6

19

21

22

25

27

28

ROM WITH A VIEW

Here we are again, at the end of another year. It's been a hectic year. We lost Tandy as an advertiser, but picked up several smaller, newer companies in their place. Little by little, we're building the market back up to where it belongs. We lost Tandy because our circulation is so small, around 10,000, instead of 100,000 or 500,000 like the MS-DOS magazines.

It's hard to believe that with so many Tandy 100-type computers out there, that so few bother to subscribe to *Portable 100*. It's a pity, too. Tandy suggests that there are around 500,000 Model 100/102's out there, but we have less than 3% of them in our database. If we could somehow manage to get up to 10%, you would see one heck of a magazine here! As it is, it's a tough road for us with our smaller circulation.

If we had a circulation of 50,000, it would be a snap to convince advertisers that we have a market they want. Perhaps you can help us do that. Why not tell everyone you know who has a Tandy Portable to subscribe? It doesn't cost much, less than \$20 per year, but the support you get in return is worth ten times that price. After all, where else can you get programs and articles about your computer? And, in an emergency, no one knows more than we do about the little computers. For example, just yesterday I received a call from the Secret Service! The caller had accidentally loaded a new file over an old one, then discovered he desperately needed the information from the old file. Fortunately for him, the new file was smaller than the old one, so much of his information was still intact. It had to do with an interview with an important source on a case he was working on. That five minute phone call saved him an incalculable amount of money and time. Naturally, he's going to renew his subscription.

Another call was from a lawyer. He had some extremely important notes on his Portable Disk Drive 100K diskette, and the directory was trashed. We steered him to the utilities he needed to recover his data. That man, too, will renew. I've also talked several times with people who said they had lost valuable information and hadn't known about us, and given up the information as lost. Now that they've found us, they faithfully renew every year. But we need more people to do that. So, spread the word.

Getting readers is only part of the battle. We need more advertisers, too. You've probably noticed the MS-DOS articles we've started printing. In a short while, they will start to bring us some advertisers and let us make the magazine bigger and better, giving coverage to both the Tandy 100-type portable and to the newer MS-DOS portables. If you own an MS-DOS portable and order anything from a manufacturer, tell them you read about them in *Portable 100*. Ask them why they don't advertise with us. With your help we can build the magazine up to a 100+ page unit, with lots more articles and information every month.

ATK

Toolbox

Manuscripts were typed into Microsoft Word 3.0 on a Tandy 1400 HD, where they were edited, spell-checked, and had basic format instructions inserted. From there they were loaded into a Tandy 4000 (80386 CPU, Tandy EGA Monitor, Tandy LP-1000 LaserPrinter) desktop computer and placed into Aldus' IBM PageMaker 3.0! Once there, design decisions on photo, figure, and listing sizes and placements were made. Here, pull quotes are placed, headlines, intros, and bylines are sized and positioned, and advertisements positioned.

Normally, the Tandy LP-1000 is capable of emulating only a Hewlett Packard Laser Printer Plus, but with the

addition of the Destiny Technology Corporation (300 Montague Expressway, Suite 150, Milpitas, CA 95035. (408) 262-9400) PageStyler 4.5MB kit, the LP-1000 is turned into a fully-compatible PostScript printer, with all 35 native fonts that are found in the Apple LaserWriter Plus printer. The Destiny PageStyler is available through the Tandy Express Order Hardware system.

Page previews were output from the Laserprinter. When everyone was satisfied with the appearance, final pages were output and artwork and lineart ads were positioned. The finished magazine was then delivered to the printer, who printed it, labeled it, and mailed it to you.

portable 100

PRESIDENT/PUBLISHER
Terry Kepner

EDITOR-IN-CHIEF
Terry Kepner

EDITOR
Mike Nugent

NEW PRODUCTS EDITOR
Linda Tiernan

CONTRIBUTING EDITORS
Paul Globman
Michael Daigle

CIRCULATION MANAGER
Bob Liddil

ADVERTISING DIRECTOR
Pamela Dass

BULLETIN BOARD SYSOP
Chris Courson

ELF-FULFILLMENT
Susan Pond

**Portable Computing
International Corporation**
145 Grove St. Ext., #21, PO Box 428
Peterborough, NH 03458-0428

Editorial  **Advertising**
603-924-9455 603-924-9455

Circulation **Bulletin Board**
603-924-9455 603-924-9770

(300/1200/2400—8, None, 1)

Portable 100 (ISSN 0888-0131) is published by Portable Computing International Corporation, 145 Grove Street Ext., P.O. Box 428, Peterborough, NH 03458-0428. *Portable 100* is an independent journal not connected with any hardware, software, or peripheral equipment manufacturer. *Portable 100* is published monthly, except for a combined July/August issue in the summer. Entire contents Copyright © 1990 by Portable Computing International Corporation. All Rights Reserved. No part of this publication may be reproduced without written permission from the publisher. Portable Computing International Corporation makes every effort to assure the accuracy of articles published in *Portable 100*, but assumes no responsibility for damages due to errors or omissions. Subscription Service: All subscription correspondence should be addressed to *Portable 100*, Portable Computing International Corporation, 145 Grove Street Ext. P.O. Box 428, Peterborough, NH 03458-0428. U.S. subscription rates: \$19.95, one year; \$34.95 two years. Canada and Mexico: US\$24.95, one year; US\$44.95 two years. All other foreign (surface mail): US\$39.95, one year; US\$74.95 two years. Foreign Air Mail, add US\$50 per subscription year. All payment, except Canada, U.S. funds drawn on U.S. Bank. Second-class postage paid at Peterborough, NH 03458, and at additional mailing offices.

POSTMASTER: Send address changes to: *Portable 100*, Portable Computing International Corporation, 145 Grove Street Ext., PO Box 428, Peterborough, NH 03458-0428.

"GENDER GAP" STUDY

Looking at the computer industry as a whole, it is interesting to see the imbalanced participation level of women. There are many theories regarding the "gender gap" in computer usage, most of them undocumented.

I have begun an extensive research study on women and computers. I would appreciate hearing from any of your female readership interested in completing a survey for this study.

Peggy Cole
P.O. Box 161775
Cupertino, CA 95016

extRAM CLARIFICATION

I just devoured the November issue of *Portable 100*, from cover to cover, and think you guys are doing a terrific job. I would like to offer a minor clarification to Stan Wong's article, "The Many Personalities of extRAM."

The (L)oad command in *SLX.CO* will load main RAM with all the files stored in the extRAM bank, replacing the files that are currently in RAM. On page 18, the last paragraph of the BANK-SWITCHED MEMORY (SLX) topic, Stan suggests that the (L)oad command acts upon one specified file. This would be the function of *EXTMNU.BA*. Keep up the good work!

Paul Globman
Sunrise, FL

SCREEN DUMP WOES

I succeeded in copying your *CHDUMP.BA* screen dump program ("Twisted, Shrunk, and Packed," May '90), including the correction correction for line 400: *FX=REL+L10*. I loaded the program and made it run as per your article; however, the enclosed printed samples reveal a printing problem, in that there is a horizontal separation in each letter.

My printer is a Star Gemini 10X, which I understand is compatible with the Epson printer. I'd appreciate your analysis of the problem.

Harry I. Becker
Camarillo, CA

Unfortunately, Harry, compubility is often a "mostly" kind of thing. First let's tackle a problem you didn't mention. The

screen dump should be indented 10 spaces from the left margin, and yours isn't. Here's why:

The program sends commands to the printer to set certain parameters. (Please refer to the DUMP.CO source code at SET, on page 30, near the middle of the right-hand column.) The first command sequence, ESC 1 n, sets the left margin to n (in this case 10) spaces. The Gemini, however, uses ESC M n for this. (Lucky for us, my daughter Shannon has a Gemini, or I wouldn't have known that!) In CHDUMP, that margin setting command is contained in the last three DATA values (27, 108, 10) in line 810. By changing the 108 to 77, you'll be changing the 1 to M and should then get the necessary indentation.

Now for the problem you mentioned. Since CHDUMP sends only a carriage return (CR) to the printer to end a line, a

We can add linefeeds at the computer with software that adds LF's to outgoing CR's.

linefeed (LF) character must be added at some point to each CR in order to advance the paper. Otherwise, lines would all print right on top of one another.

We can add linefeeds at the printer by setting a switch to make it add LF's to incoming CR's, or at the computer by means of software that adds LF's to outgoing CR's. Because your paper is advancing, you're obviously adding the required LF's somewhere.

Perhaps, then, your linefeed value (how far the paper advances in response to the LF character) is too great? The second command

sequence at SET, ESC 3 n, sets this value, telling the printer to advance the paper n/180-inch when it receives a linefeed character. In DUMP.CO n=22, for 22/180-inch, and CHDUMP uses n=24, for 24/180-inch (since that looks better on the printers I use.) On the Gemini, though, that command advances the paper n/144-inch—roughly 25 percent more! And that, I suspect, is your problem.

The ESC 3 n sequence is contained in the first three DATA values (27, 51, 24) in line 820. Try a smaller value of n by changing the 24 to, say, 20, and keep experimenting until it looks right on your printout.

That should clear it up, but if not, here are some other ideas:

Your screen dump reveals that you have Lucid and some RAM banks (PC Design?) installed. If either contains a software linefeed utility, be sure the LF utility is turned off; use only the auto-LF switch on the printer (fourth position on the Gemini's DIP switch #2.) Otherwise, you'll be adding LF's at the computer and at the printer, and that's one too many. Also, be sure the switches are set to print a line upon receiving a CR, rather than waiting for the printer's internal buffer to fill. (I recall Shannon's Gemini having some weird little setting like that.)

Keep us posted, Harry, so we can share the results with other Gemini owners.

-MN

[Editor's note: Harry did indeed keep us posted. He's confirmed that the suggested changes to line 810 produce the desired 10-space left margin. And experimenting with the n value in line 820, he reports that 16 is the magic number for the Star Gemini 10X. Now his screen dumps look fine, and we're glad to share his results with other Gemini owners. Thanks, Harry!—MN]

"WORDSTAR CONVERSION" UPDATE

Regarding my article, "The WordStar Conversion" (April '90), your readers might like to know that I've been using *WordStar 4* for the past year, and that the commands are the same, with one exception: Where the article mentions reformatting text in *WordStar* with ^QB or ^QQB, those using *WordStar 4* should substitute ^QU. And using the "short-hand" keys in *WordStar 4*, you can put all

Int/Ext's for Laptops/Desktops

- ◆ **Internal & External** hard drives for all Laptops \$795, 5 1/4" External floppys \$235, 2400bd Pocket modems \$159, Internal modems: *Call!*, Printers, Carrying Cases, Accessories.
- ◆ **PS/2** Hard drives, floppy 1.2Mb/360K \$270/\$230 for all models.
- ◆ **2.88Mb/1.44Mb/1.2Mb Internals/Externals** for PC/286/386, **ESDI** drive & controller packages.

◆ **Call For Prices & Information.**
1-800-544-4252

(619) 632-8621 in Calif or for Tech Assistance
 MICROSENSE 370 Andrew, Leucadia, CA 92024

Circle 27 on reader service card.

the commands on one key.

John LaTorre
 Salinas, CA

"ABSOLUTELY RIDICULOUS"

Ed Juge's sales pitch for Tandy (I/O, May '90) fell on deaf ears with this reader. Yes, the Model 100 was a revolution in 1983, thanks to Radio

Shack's impetus and energy; overnight, it changed the face of journalism, spawned the most innovative programming applications, and heralded the laptop era. It remains the computer of choice for this writer.

But times have changed, certainly at my local Radio Shack. I rushed to buy the first WP-2, until I realised I was peering into 8 lines of fly-spots floating in a swamp. But it uses the Tandy Portable Disk Drive, right? Wrong! Not the PDD-1, and not with a 9-pin serial port. Even the 9-25 serial adaptor Tandy tried to sell me simply didn't fit. Just who was the project manager on that development? Did he also write the manual? Even after Stan Wong sang its praises in his May '90 article, and I'd visited Tandy for another look, I could really only conclude: "Whoops! RS."

So how about the 1100 FD? Remove \$200 and DeskMate for the Panasonic copy. That EC-345 Data Bank sure looks like the Casio SF-7500 Digital Diary to me. And what about all the PC clones? For, make no mistake, that's just what they are: clones. Any issue of *Computer Shopper* has maybe a hundred comparable clones, usually priced far less than Radio Shack. Is the difference worth the price of DeskMate, or the skilled store personnel who sell NiCd's for charging inside the Tandy 102?

Obviously, it is to many people, with Tandy computer sales outstripping IBM in a recent survey. However, it's not difficult to conclude that Tandy's skill in designing innovations has struck a poor balance with marketing for volume.

Mr. Juge would have given his company more credibility by embracing the idea of a Model 103, combining the success of the M100, the capacity of the failed Atari Portfolio, maybe 16 readable screen lines, a 1200 baud modem, and LapDOS compatibility. After all, there are a lot of writers out here who would love to see the Model 100 grow up for the '90's. Translate that into word power!

With the right machine and Tandy's obvious marketing muscle, there could

so easily be another mini-revolution.

Michael T. Synnott
 San Diego, CA

NOT SO RIDICULOUS

Congratulations! You have the dubious distinction of being the recipient of my first "Letter to The Editor." It is in regard to the two previous letters on the Tandy 1100 FD computer.

The first letter, by Michael Daigle, got my dander up. Almost enough to write a rebuttal at that time. But being naturally inclined to laziness, I promptly forgot. However, the second letter, by Ed Juge, reminded me, and I wish to chime in

*The term
 "good computer"
 depends on what
 one considers
 desirable
 in a laptop.*

with my agreement that this is a good computer.

The term "good computer" is, of course, dependent upon what one considers desirable in a laptop. I was at first skeptical when I heard this one did not have a backlit display. After squinting at the 40-character display of my Tandy 200, I was convinced that a backlit display was a must for any 80-column display. I was pleasantly shocked to see how readable the display of the 1100 FD was.

Data Acquisition and Control Products for TANDY'S M100/102

ADC - 812

8 channel, 12 bit Analog to Digital Converter
 *** new product ! ***

DACQ - SYS

8 channel, 8 bit A/D;
 8 bit input port; 8 bit D/A;
 8 bit output port;
 *** plus more ! ***

CALL OR WRITE

Rural Engineering, Inc.

Route 14, Box 113F
 So. Royalton, VT 05068
 Tel: (802) 763-8367

Circle 88 on reader service card.

Basically, I wanted a modestly configured MS-DOS compatible with 2400 baud modem (optional), so I could call the system at work for troubleshooting, as well as other odds and ends. It had to be around \$1000, as I had to buy it myself, and I am not rich. The 1100 FD fills the bill nicely, and the long battery life is a nice little perk.

As for the lack of a carrying handle: Excuse me, but I simply don't see the big deal. After all, the thing is about the size of a notebook, and I feel completely comfortable carrying it tucked under hand just like a notebook.

And ditto for the complaint about the keyboard. Granted, it doesn't have the feel of my trusty ol' Apple IIe, but then again, nothing else does, either (in my judgement). I have no difficulty typing at full speed on it, and prefer it to some of the mushier marshmallow keyboards floating about.

In summary, I have been waiting a long time for a computer like this little beauty to come along, with precisely these qualities (size, capabilities, COST, and LOCAL hardware support).


Skip Thompson
 Tacoma, WA

?IO—CORRECTIONS

In GLOBAL PERSPECTIVES (November '90), the program listings for KUN.BA and CMD.BA were reversed inadvertently (as if we'd do such a dumb thing on purpose!). But since the first line of each program contains its own name, y'all already knew that, didn't you? (If not, then that might explain the weird results you've been getting!)

-MN





Know Airs Hear

(ore Eye Dew Knot Think Theirs A Problem.)

What's with the title, you ask? Well, I just wanted to point out that here in the year 1990 A.D., here at the zenith of computer technology as we know it, yes, here at the dawn of the third millennium, in an age of laser-surgery and orbiting telescopes and processed cheese spread in pressurized cans, it is possible for you to be told by your word processor's spell checker that the title of this column is okay.

To which you cleverly reply: So what? Well, I'll TELL you so what. We put too much faith IN technology. We also put too much emphasis ON technology. The result is often the mis-application OF technology. We can see many examples of this in our everyday lives. For instance ...

Picture the average American Suburban Domicile. Within, your average American Yuppie will avail himself of such conveniences as a remote controlled TV, remote controlled stereo, remote controlled CD player with 5-disc rack, automatic garage door opener, and probably a battery powered coffee stirrer. The result? His home life becomes so sedentary that he has to go out and buy himself an exercise bicycle—with digital odometer, of course.

Technology begetting technology. Nowhere is this trend more apparent than Computing, 1990. For instance, take the humble IBM PC or the wonderful little Mac. Over the years, software for these machines has mutated from simple, quick solutions to ever larger versions that add features of questionable benefit. Each new version becomes more complex. The documentation swells. There are more commands to memorize. The code grows; what once required one drive now requires two; from two regular drives to a high density drive; from high density drives to a hard drive.

This process continues until you wind up with a bloated, lumbering hog of a program, a corpulent reminder of a once elegant solution. Sound familiar? It

will to those of you who have spent time with products like the current versions of *Lotus 1-2-3*, *WordPerfect*, *PC Tools Deluxe*, or anything else that comes with literally HUNDREDS of pages of documentation.

It doesn't stop with software, either. In ten years we in the PC world have gone from 4.77MHz I-C's to 8MHz XT's to 12MHz AT's to the current crop of 20MHz SX's and 33MHz 386 screamers. The magazines are already telling us what to look for in 50MHz 486's. The Mac has suffered a similar fate. And the funny (not "ha-ha" funny, but more like "If anything happens to Bush, our President will be Dan Quayle" funny) thing is, it's going to be YEARS before most software is able to take advantage of the 486 platform. Not weeks. Not months. Years.

**Don't peek out
until all the
nasty noises stop.**

Goofy, huh? Ben Franklin once said "In all things, moderation." The computer industry as a whole would do well to reflect on the value of those words, but let's not kid ourselves: that's probably not going to happen for a quite a while. In the meantime, it's a feeding frenzy in the computer pool, and if you stick your foot in the waters right now you'd better count your toes when you're done.

Pick up any current popular PC magazine and look at the feature articles inside. Just how significant to the average reader are the comparisons of color lasers printers, the reviews of \$10,000 color 386 laptops, the evaluations of

300meg hard drives, or the articles on ways to get more performance out of your 33MHz 386.

Did you know that your 28 millisecond hard drive is now officially a TOAD? Well, it is; the new hard drives will access data at 9 milliseconds—for those of you who don't have 19 milliseconds to spare. How fast is a millisecond? Let's demonstrate. Close your eyes and imagine Congress voting themselves ANOTHER pay raise. How long did it take for you to suddenly think of public lynchings? OK, that's about 5 milliseconds.

When is it all going end? That's easy—it's NEVER going to end. So if you spend time and money and effort trying to "keep up" with the industry, you're going to leave the '90's a lot poorer than you entered. A better strategy might be to simply decide what you want in a computer system, and how much you're willing (or able) to pay for that system.

Then just sit back and wait for the technology race to bring the price on that system down to your level.

As for me, I know that in three or four years I'll be able to buy a 386-based notebook (UNDER 3 pounds) computer with enhanced battery life, a VGA level display, and dual 2.88 meg 3.5-inch drives for about six or seven hundred bucks. Maybe even a color version for a couple hundred more. That sounds nice to me. Very nice.

But I can wait. In the meantime, I'm going to officially declare the 1990's to be "The Decade Of The Storm." I'm going to take my faithful IBM AT clone (with three 3.5-inch 1.44 meg disk drives and NO hard drive) and my trusty Model 102 to bed with me, and we're going to get real cozy, we're going to pull the covers up over our pointed little heads, and we're not going to peek out until all the nasty noises stop.

Puh-LEEESE don't talk to me about 486's. Or about *WordPerfect 6.0* or *Lotus 4.0* or *Windows Any.0*, because I'm not listening. I wouldn't be a volunteer beta

Portable 100 BACK ISSUES

With over 60 issues, and hundreds of articles, *Portable 100* is THE source for information, programs, and applications for your Tandy Portable Computer. But how do you find what you need among all those issues? The answer is the **updated Portable 100 Article Index**. Covering every issue from September 1983 to the combined summer 1989 issue, the index is designed to make it simple for you to find what you need. And at a cost of only \$9.00 (postage and handling included), you should buy one today! If you have last year's index, don't despair. Update your index by adding our special 1988-1989 Update Index. It's a bargain at just \$4 (P&H included).

And what do you do when you find an article you want? Easy. First check the back issue chart below for back issue availability. If the issue is available, just order it using the handy order form (\$5.00 each, postage and handling included). If it isn't, don't despair. Photocopies of any article cost just \$1.75 each. Simply list the article, or articles, by title, author, and issue, enclose payment, and in just a short time you'll have the articles in hand.

Month	83	84	85	86	87	88	89	90
January			Not Published					
February								
March			OUT		Not Published			
April		OUT	OUT					
May		OUT				OUT		
June		OUT						
July		OUT		OUT		combined July/August	combined July/August & Sept. (Summer 1989)	Not Published
August		OUT				combined July/August		
September	Premier Issue					OUT		
October		OUT						
November				Not Published				
December						OUT		

- Send me the 1983-Summer 1989 *Portable 100* Article Index for \$9.00 (P&H included).
- Send me the Sept. 1988-Summer 1989 *Portable 100* Update Article Index for \$4.00 (P&H included).
- Please send me the back issues I've indicated (\$5.00 each; shipping & handling charges included).

PAYMENT MUST ACCOMPANY ORDER

- CHECK OR M.O. MC AMEX
- VISA TOTAL ENCLOSED _____

CARD# _____ (Be sure to include entire card number) EXP. DATE _____

NAME _____

STREET ADDRESS _____

CITY _____

STATE _____ ZIP _____

Please allow six to eight weeks for delivery

Portable 100, Back Issue Department, P.O. Box 428, Peterborough, NH 03458

tester, and I'm sure not interested in paying (with my money or my time) for the privilege.

So I guess I won't be spending \$100 on a memory manager to convince my \$3,000 386 that it can actually USE the 4 megs of RAM I bought for it. I guess I won't spend three months learning to use *SuperProgram 5*, only to find out that, to stay on the cutting edge, it's now time to spend another \$75 to upgrade to the brand new *SuperProgram 6* (featuring ALL NEW commands!). And I guess I won't lose sleep poring through the hundreds of pages of *Microsoft Windows* docs, supposedly learning how to make my system easier to use.

(Multitask? Right. I can't even chew gum and walk straight at the same time. To me, multitasking just means being able to screw up several things simultaneously.)

Nope, I'll just "make do" with the software and hardware that everyone was drooling over a couple of years ago, and I'll be just fine. And so will you.

And if, in the mall or at the meeting or on the plane, some power user sits next to you and sneers at you as he kick-starts his six grand, 20-pound 386 VGA laptop with the 200 meg hard drive, don't feel bad. Just casually turn your Model T over so he can see the bumper sticker on

the back.

The one that says, "Don't Laugh—It's Paid For."



PS: Hey, gang, it's time for me to call upon your collective wisdom once again. When I asked for ideas about the "Model 300," I got some terrific responses.

Well, I'm looking for more ideas. This time I'm gathering up the best "Tips & Tricks" I can find for a future column. I don't want things like specific programming tricks (sorry, Tony, Paul, Van, etc.), because we could easily fill an entire magazine with those.

What I'm looking for are tips to help people in their everyday lives with their Model T's. For example:

I have a DynaShield hard shell cover for my M102. It's a clear plastic cover that protects the keyboard and display. To the inside, facing out, I've taped reduced photocopies of handy information. Things like a current calendar, all the control codes for my *Sardine (T-Word)* ROM chip, along with the *CALL* to fire it up in the event of a cold start. Speaking of which, I also have a cold start file recovery program taped there. In addition, there's the installation program for my

Node RamPac, metric conversion charts, and about 20 phone numbers I wouldn't want to be without if my Model T *did* cold start.

If you don't have a DynaShield, no problem: Just tape your info to the back of your Model T, and seal it under clear packaging tape so it won't get damp or smear.

Or, maybe you've found a handy little trick to simplify things for yourself. For instance, I've got my To-Do file separated into individual months. Each month is separated by a little quick reference 40-column calendar, like so:

1990:SSMTWTFSS:MTWTFSSMTW:TFSSMTWTFSS:SM
DEC :123456789:0123456789:0123456789:01

No big deal, but it's just a little trick that I've found very handy. That's what we're looking for here. So come on, fire up your trusty Model T and blast me a note. You can reach me at:

CompuServe: 76166,3303
Genie: DAIGLE [Michael]
US Mail: Michael Daigle, 2125 North Farragut, Portland, OR 97217

I look forward to hearing from you. See you next time...

By Michael Daigle

COMPATIBILITY:

1100FD, 1400HD, and most other MS-DOS portables.

MAXI Disk Stores More By Using "Lost Space!"

*Increase your disk storage from 720K to 800K
(or 1.4MB to 1.6MB) without hardware modifications.*

by Terry Kepner

Did you know that almost 80K of space is wasted by MS-DOS every time it formats a 720K disk? And that 160K is lost in limbo when it formats a 3.5-inch 1.44MB high density disk?

Just think of all the times that you needed only a little bit more space to fit all your files on a single disk. Or, if you have a hard drive, think of those extra disks you had to buy to complete your backup operation.

And think of the money you would save by not needing so many disks, not to mention not carrying as many disks when you travel (one less disk to lose...).

Well, with *MAXI Disk*, you can store more on your disks without anguish or travails.

THE SOFTWARE

MAXI Disk is a three piece software package: *MAX3.COM*, *SMAX.COM*, and *MINSTAL.COM*. The most important piece is *MAX3*, the program that does the work for you. This program does the actual formatting and, depending on your hardware setup, will work with both 5.25-inch and 3.5-inch disks.

When you run *MAX3*, it presents you with a menu screen divided into four sections. The top left portion lists the various format options available in the program (360K, 420K, 1.2MB, 1.4MB, 720K, 800K, 1.44MB, and 1.6MB), the top right lists disk options (A or B target drive, whether to verify the format, whether to include system files to make a bootup disk, and the location of the system drive), the middle portion is a status window, and the lower section is an auxiliary window for setting other parameters (set background color, set

MAXI Disk v3.02b		Copyright (C) 1988,89,90 Herne Data Systems Ltd.	
Disk types: 360 k byte 420 k byte 1.2 M byte 1.4 M byte 720 k byte 800 k byte 1.44 M byte 1.6 M byte		Formatting Options: Drive = 1.44meg Target Drive: A: Verify: NO YES Include System: NO YES System Drive: A: B: C: D: E: 40 Cylinders (Internal boot code)	
Use to select DISK TYPE to format. <Tab> to change window; <Enter> to start format; <Esc> to Quit.			
Additional options: <Ctrl> - B set background color <Ctrl> - F set foreground color <Ctrl> - E set boot block mode <Ctrl> - H turn aux. menu on/off <Ctrl> - decrease # cylinders <Ctrl> - increase # cylinders <Ctrl> - S save current defaults			

The Maxi Disk display. On the left are your format choices, on the right are your options.

foreground color, turn auxiliary menu on or off, set boot sector block mode, increase or decrease the number of cylinders to format, and save current defaults).

You start out in the top left window, where you use the up and down arrows to select the format you want, restricted by your computers equipment, of course. If all the parameters are correct, just press *ENTER* to start formatting. Otherwise, after selecting the density, you press the *TAB* key to move to the next item, *Target Drive*, in the right window. The arrow keys let you select either A or B as the target drive. Pressing *TAB* again takes you to the next entry, *Verify Format*. Including system files on your target disk is similarly selected, as is the drive location of your current system. Pressing *ENTER* starts the formatting process.

The system prompts you for a disk in the target drive, then starts working. When it finishes, it reports the space

available on the newly formatted disk and how many much space was lost to bad sectors. Now you are ready to format another disk.

PROBLEMS

Normally, the program operates in *AUTO* mode with all the parameters preset. The information on drive type, capacity, and so forth, is read from your computer's BIOS files. Some computers, unfortunately, have a problem with this in that the BIOS information is inaccurate. While it doesn't affect standard MS-DOS functions, it does cause problems for *MAX3*. The solution is *MINSTAL*. To correct the formatting problems resulting from BIOS mis-information, you need to run *MINSTAL* only once to set up your parameters for *MAX3*.

That isn't the complete cure, however, as some computers still will have problems reading and writing to the extra sectors *MAX3* added to your disk, giving you media errors. The *SMAX*

S-T-R-E-T-C-H

your floppy disks with

MAXI Disk

Are you tired of running out of space on your MS-DOS floppy disks? **MAXI Disk** can give you 420k on a 360k drive, 800k on a 720k, 1.4 meg on a 1.2 meg and 1.6 meg on a 1.44 meg. Of course, **MAXI** also formats normal DOS disks (360/720/1.2/1.44).

\$19.95 (US), \$22.95 (CDN), plus \$2.00 postage & handling from:

Herne Data Systems Ltd., Box 250
Tiverton, ON, CANADA, N0G 2T0

Voice or FAX (519) 366-2732

Circle 17 on reader service card.

program provides that solution. **SMAX** is a small 2,416 byte program that you run so your computer can use the 800K or 1.6MB diskettes.

SMAX is a Terminate and Stay Resident program (TSR). This means you run it once each time you start your computer, and it hides in RAM, making an appearance only when you want to use an extra-capacity diskette.

I tested the program on both an 1100FD and a 1400HD, both of which formatted 800K disks without any trouble, then refused to work with them, reporting physical media errors. Running **SMAX** fixed the problems and both machines copied files back and forth flawlessly (except for some bad sectors on one disk, located in the middle of it).

The office Tandy 4000 didn't even need **SMAX** to read and write to the two disks created by the 1100FD and the 1400HD.

EXTRA TRACKS

One of the unusual features of the **MAX3** program is that you can increase the number of tracks on your disk, if your computer's disk drive will support it. Most disk drives can handle more than the 80 tracks MS-DOS uses on 3.5-inch diskettes (or 40 when you use 5.25-inch disks). Usually there are only one or two extra notches on the drive-head arm, but that can mean an additional 9K to 20K for each track beyond the standard ones that you add. Just a few tracks can make a big difference.

The maximum **MAX3** allows on a 40-track machine is 45 tracks, and the maximum on the 80-track drives is 85 tracks. The actual numbers you may get are very much a chance arrangement, and can never be reliably predicted.

DVORAK KEYBOARD SYSTEM

Give your laptop the Rolls-Royce of keyboard systems. The **Dvorak** key arrangement eliminates wasted motion, reducing finger travel by more than 90%! Type faster and more accurately. There's less error, less fatigue. And learning to type is much easier on a **Dvorak** keyboard. No hardware! Uses less than 500 bytes of RAM. Works in **BASIC**, **TEXT**, **TELCOM**, etc., just like it came from the factory that way! (Tandy 100, 102, 200, and NEC-8201) **\$36.95**—Portable Disk Drive Disk. **\$39.95**—Standard Tape Cassette.

TMN ASSEMBLER

from Tri-Mike Network East.

This assembler requires less than 3K RAM and is relocatable. It assembles source code from any file or device; accepts data in hex, decimal, or ASCII; creates a ready-to-run **CO** file directly on the Menu or an optional trial assembly. Six built-in macros make programming even easier. Output all or any portion of the assembled listing to screen or printer, with optional user-inserted pauses. **Manual includes extensive RAM and ROM maps!** (Model 100/102, 200, NEC 0201/0300) **Cassette version only—\$39.95**

TMN DEBUGGER

from Tri-Mike Network East.

Who ever heard of an assembler without a debugger? **TMN** offers one to use with the above assembler. (Model 100/102 only). **\$36.95** --Portable Disk Drive disk. **39.95** --Standard Tape Cassette.

Granite Street Portables

P.O. Box 651

Peterborough, NH 03458

No COD's or credit card orders, please.
Allow six to eight weeks for delivery.
US postage and handling included.
See our ad for books in this issue, too!

Circle 33 on reader service card.

SOME THOUGHTS ON USAGE

Given the problems with some computers' **BIOS** files, the **MAXI Disk** package isn't for everyone. If you trade disks frequently with friends and colleagues, you have to first determine if their computers require **SMAX**. If they do, then you must make sure each of them has a copy of **SMAX** available before you give them any special-format disks.

Legally, this isn't a problem because the publishers of **MAXI Disk** specifically state that you freely can give copies of the **SMAX** program to your friends and colleagues for this purpose. From a practical point of view, your friends might not be too enthused about keeping around a special utility just so you can trade disks with them. On the other hand, once they see how well the system works and how inexpensive it is, they will probably buy a copy of it, eliminating the problem.

If you decide to add extra tracks to your disks, assuming your drive has the extra cylinder notches, this will further restrict your ability to trade disks. Even though you and your friend might have identical 1100FD computers, there is no guarantee that both drives can access the same number of extra cylinders. If they can do that, fine, you're both in business, but be forewarned that someone else's computer might access only one of the

CRDFIL™

Popular card-file database system

CRDFIL.ROM: ROM chip is mounted in a carrier to fit the optional ROM socket in the Model 100 or Model 102, P.C.S.G./American Cryptronics 6-ROM Bank, or the P.G. Design SAFE: **\$74.95**

CRDFIL.DVI: Mounted ROM chip for the 100/102 socket which uses either the computer's LCD screen or the Disk/Video Interface's screen if it is connected: **\$74.95**

CRDFIL.BP: Unmounted EPROM which may be used in Traveling Software's **BOOSTER PAK** for the 100/102: **\$59.95**

CRDFIL.HEX: **CRDFIL** program code in Intel Hex format, which may be loaded from a PC (5.25 inch disk) into EME Systems extRAM storage device/ROM emulator, with software from their manual; for the 100/102 only: **\$49.95**

CRDFIL.EXT: **CRDFIL** program code in binary form, which may be loaded into the EME Systems extRAM from a Tandy Portable Disk Drive (1 or 2) using recently released **R2D2X** software (contact EME for software); for the 100/102 only: **\$49.95** Also available in a **DVI** compatible version on special order.

Sorry, but **CRDFIL** is not available for the Tandy 200, NEC, OLIVETTI or KYOTRONIC computers.

**T.A.F.T., P.O. Box 60925
Reno, NV 89506**

Circle 145 on reader service card.

extra cylinders, if any.

Using this system for hard disk backups can make a big difference in time and money. You don't need as many disks, and the fewer diskswaps saves you time.

SUMMARY

This is a good package for people who work entirely or primarily with only one computer. If you don't intend to use the extra tracks feature, the package is great for sharing files among friends or colleagues. Plus, the retail price is low enough that a company can afford to buy copies for all their workers without breaking any budgets. Give this package a try yourself, I think you'll be pleased with the results.

MANUFACTURER'S SPECIFICATIONS

Herne Data Systems Ltd
P.O. Box 250
Tiverton, ONT N0G 2T0
Canada

MAXI Disk — US\$19.95
(CAN\$22.95)

An MS-DOS package for adding more usable disk space to your diskettes.

They Laughed When I Sat Down To Word Process

(Further Impressions Of The Tandy WP-2)

by Michael Daigle

Hi gang. No, you're not on the wrong page. Those of you who diligently turn past my column each month to get to the good stuff may be surprised to find me here. Well, when nobody was looking, I snuck this article into the company computer.

That's right—I'm outta my cage.

If you're one of the three or four people who regularly read my column THE IDEA BOX, you may recall that a few issues back I gave my off-the-cuff impressions of the then new Tandy WP-2 Portable Word Processor. No need to re-open old wounds here; suffice it to say that I was less than enamored of it.

Therefore, it will surprise absolutely no one who knows me well to learn that I just went out and bought one.

Why? Perhaps it was temporary insanity. Perhaps it was an after-effect of the Harmonic Convergence. Perhaps I was on the rebound after learning that Connie Chung was plotting to have someone else's baby.

Or perhaps—just perhaps—it was actually a good move on my part.

Now that I've had the WP-2 for a few days, I've decided that I may have been a little hard on it in my initial assessment. So, in the interest of journalistic objectivity, fair play, and filling space, I humbly present my official WP-2 scorecard, called—for lack of a better term—My Official WP-2 Scorecard.

Both the good and the bad of it. Let's begin ...

GOOD: The display. Like the Model 100/102, it's only 8 lines—but it's a breathtaking, panoramic 80 columns wide!

BAD: The display. Unlike the Model T's, the WP-2's characters are tiny and hard to read. This effect is magnified by

the colors involved: dark blue characters against a metallic green background wouldn't have been my first choice. Or my twentieth. PS: It's 1990. Isn't there a way to use non-glare plastic to cover the display? Please?

GOOD: The price. Often on sale at Tandy for under \$300, the price really is remarkable for a device with this much to offer. I can't praise Tandy enough for being the first to offer this much potential for this little money.

BAD: Lack of support. As of this

Perhaps it was an after-effect of the Harmonic Convergence.

writing, the WP-2 has been on the market for about a year, yet so far, I haven't seen a single application offered—by Tandy or anyone else—on the clever 32K Expansion Cards that are the WP-2's version of the Model T's ROM socket. The ability to RUN applications is built into the WP-2, supported by the operating system. So where's the beef?

GOOD: Internal expansion. The WP-2 will accept a RAM chip that acts as an internal RAM drive. While Tandy mysteriously offers only a 32K chip (for \$50), a MUCH better choice would be the 128K

chip sold by MicroMime, Purple Computing, and others. At under \$80, it provides four times the storage of Tandy's chip. Believe me, you're gonna need it. Because ...

BAD: ... something goofy's going on. After YEARS of listening to us karp and kvetch about the tiny workspace available on the Model T's, the WP-2 was brilliantly designed to provide us with a total word processing workspace of (sound of trumpets) a huge and wondrous 22K OF RAM! That's right, kids! 22K! (...sound of kazoos...) Need to write a single document 25K long? Forget it.

Why? Who knows? Who cares? I'm not going to ask. I'm sure there's some perfectly logical reason for this decision. A technical reason. A marketing reason. Maybe even a reason that doesn't involve engineers imbibing considerable quantities of alcohol late at night. Whatever the reason, it's built, it's done, and we're probably stuck with it. The WP-2 is a great machine crippled (but not killed) by two glaring flaws, one big, one small. This is the big one.

GOOD: The keyboard. It may not feel quite as good to me as a Model T keyboard, but it's very, very close indeed. For some reason, it seems to be almost as vulnerable to glare as the display is, but oh, well ... One bright point is the cursor keys. They're REAL KEYS, not the Model 100/102's diminutive Chiclet-inspired buttons.

BAD: The Power button. It's mounted flush in the upper right-hand face of the WP-2. For some reason, that's EXACTLY where I grab the machine when I handle it when it's in its case. Often I'll take it out of my backpack, remove the WP-2 from the case, and discover that several hundred random characters have been

inserted into my document when I unknowingly tossed it into my backpack with the power on. I've already rigged a fix for this by taping a piece of thin, firm plastic over the button. PS: I also wish there was some visual indicator to reflect the status of the Caps Lock key. I know, I know: bitch, bitch, bitch ...

GOOD: The *PHONE* and *CALENDAR* keys. These keys allow you to view and edit a special document (a schedule or a phone list) without having to quit the document you're working on.

BAD: You probably won't get much use out of the *PHONE* or *CALENDAR* functions, because you'll need to keep as much of that precious 22K of RAM as possible free for your actual work.

GOOD: The size and weight. Nothing else on the market comes close to this. Even the 102 seems almost cumbersome and bloated by contrast. It's remarkable that something this small works so well.

BAD: The WP-2 is a word processor. I'm a writer. One would think that this machine was made for someone like me. But I can assure you that it wasn't made BY someone like me; nobody who knows anything about writing would have made the mistake that is embodied in the WP-2: there is NO WORD COUNT FEATURE! C'mon guys—no word count? On a word processor? Somebody needs to be shot.

This is the other serious flaw that I referred to earlier. The reason it's so serious is that writers often write to specific word counts. I knew this article needed to be around 1200—1400 words before I even started to write it. So even though I began this article on the WP-2, I had to finish it on my desktop PC, just so I could get an accurate word count. This omission may not bother business people using the WP-2 to write the occasional memo, but to a writer, a word processor without a word count feature is like a car without a fuel gauge.

Speaking of word counts, I see that it's time to wrap this up. Yes, the owner's manual is laughable. Yes, the operating

The 102 seems bloated.

system is as convoluted as the current Administration's economic policies. Yes, you will have to become a Zen master before you can transfer a file from the WP-2 to your PC. In the final analysis, the WP-2 is imperfect. What isn't?

But despite the flaws, I'm growing fond of it. Every bad point is offset by a good one, and the sexy little black and green WP-2 gives a lot of power to people who have pretty much been ignored by the Big Boys of computing.

This will be a wonderful platform to build on. If the problems above can be addressed in a future version (WP-3?), the portable word processor could become an invaluable resource for millions of people who have little need of the scope, complexity, and expense of a full-blown portable computer.

As for the WP-2 of the present, I think it represents a wonderful opportunity for users and developers alike. The Expansion Card slot is clearly the gateway to unlocking the WP-2's true potential. Slick programmer/entrepreneurs we haven't yet heard of will cut their teeth on the WP-2 the way guys like Mark Eppley did on the Model 100 a computer generation ago.

In the meantime, I'll be right here, WP-2 in one hand, wallet in the other, just waiting for the first good application or utility to come down the pike.

I sure hope it's a word counter.

ULTRASOFT HAS 'EM!!! WE'VE GOT 'EM ALL!!!

The Hard-to-Find Accessories,
Software and Peripheral Solutions You Need
For Your Laptop, Notebook, and Palmtop!!!

*We Support the Following Models
by Telephone, Fax, or Mail Order:*

Tandy 100/102/200
Tandy WP-2
Tandy 1100 FD
Tandy 1400 LT/FD/HD
Tandy 1500 HD
Tandy 2800 HD

Panasonic CF-150/170/270

Atari Portfolio

Poqet PC-Computer

T.I. Travelmate 2000/3000

We Also Carry:

The Kodak Diconix 150+ Portable Printer
and the Canon BJ-10e Portable Printer

We've got those hard-to-find:

Carrying cases for Laptop & Printer,
and overseas 220V & 240V AC Adapters
In Stock for all you globetrotters, too!!!

WE HAVE THE SOLUTIONS FOR ALL YOUR LAPTOP, NOTEBOOK AND PALMTOPI NEEDS!!!

Call, Fax, or Write Today
for a FREE Catalog

Please specify the Make and Model of your Laptop, Notebook, or Palmtop.



**UltraSoft
Innovations**

1 Transborder Drive, PO Box 247
Champlain, NY 12919
Tel: (514) 487-9293
Fax: (514) 487-9295

9-5 EST Mon-Fri

VISA, MC, and AMEX Orders Accepted!!!
Also, Government & Educational P.O.'s!!!
Quantity Discounts Available!!!
Canadian and Dealer Orders Welcome!!!

Circle 134 on reader service card.

COMPATIBILITY:

All MS-DOS computers.

DeskMate

Here's a graphic user interface that works!

by George Sherman

This is the second of a series of articles exploring *DeskMate* and its commercially available add-on's. In this particular article we will look at customizing the program for personal use. As before, my primary source for information regarding *DeskMate* is the book, *Getting the Most Out of DeskMate 3*, by Michael A. Banks.

One of the major ideas I gleaned from Mr. Banks' book, the one which helped me the most, was the knowledge of how to customize *DeskMate*. Most people are bewildered by the many files in *DeskMate* and their confusing suffixes. They also have no idea which programs go with what files, or if certain programs are related and must be available to each other.

If you are like me, you just tend to leave the disks alone and use them the way they come to you. Many of the files on a distribution disk are superfluous, so the result of this "leave it alone" decision is that those extra files are just taking up space on the disks which you could better be used for something more productive.

What I wanted for my use, and I realize your needs most likely will be different from mine, was a single disk which would both boot up my computer and at the same time load *DeskMate* and the programs I found most useful. By seeing how I did it, you can do the same for yourself.

DeskMate 3 still requires that you have two disks in a two disk machine. Therefore I put the programs on disk A and the resultant data files on disk B. This has worked well for me.

My initial task, after formatting a disk, was to transfer to it all programs and files necessary to boot up my computer. These vary from machine to machine so

you had better check and see which of these is necessary for your particular computer. I included some other programs and TSR's (Terminate and Stay Resident program) which I like to have handy. Then using *Getting the Most Out of DeskMate 3* as a guide, I chose the necessary programs and files to fire up *DeskMate*. These I transferred from the various disks that came with the package. Next I established a subdirectory on disk A called \RMDFILES. To this subdirectory I transferred the following files: *DESKTOP.CFG*, *DMCSR.CFG* and

and later in the same file:

```
COPY C:\USERDICT.SPL A:\RMDFILES
COPY C:\*.CFG A:\RMDFILES
```

If you do not understand subdirectories, paths, or *AUTOEXEC.BAT* files, please check your DOS manual. Basically, what is happening here is that when I start my computer using this disk, before running *DeskMate*, the above four files (*DESKTOP.CFG*, *DMCSR.CFG*, *DMGUF.R89*, and *USERDICT.SPL*) are transferred to my virtual disk, a section of my computer's RAM designated as disk C. Also, *COMMAND.COM* is loaded to disk C and the computer is told to look for it there.

By setting my *PATH* statement as I have, the computer will first try to find the necessary files on disk A; and then look on disk C. The end result of this is that it does not matter what disk I have in drive A, *DeskMate* will run and the desktop will reappear when the program is finished. I am relieved of having to constantly switch disks to load these important files, they are always available on my virtual drive C in RAM.

My user dictionary often changes as I add more words to it, and *DESKTOP.CFG* and *DMCSR.CFG* are constantly changing, depending on what is done with the desktop and its files. As a result, I have instructed the computer, through my *AUTOEXEC.BAT* file, to copy these three files back down to disk A, subdirectory \RMDFILES, each time I exit *DeskMate*. If this is not done, then all the changes are lost when the computer is turned off.

Once I had my boot up disk the way I wanted it, I next considered what I wanted and did not want on my "desktop." Using the *DeskTop* pull-down

**It does not matter
what disk I have
in drive A,
DeskMate will run.**

DMGUF.R89. These particular files are required for most everything *DeskMate* does, and nearly all *DeskMate* programs will look for one or all of these files. I also added my personal dictionary, *USERDICT.SPL*. The reason for this latter action will, I hope, become evident as we progress. In my *AUTOEXEC.BAT* file I included the following lines:

```
COPY RMDFILES\*.C:
COPY COMMAND.COM:
PATH A:\C:
SET COMSPEC=C:\COMMAND.COM
```

T-200 Enhancement

XOS (Cross bank Operating System) will enhance your Tandy 200 and allow the three banks to share programs and data. XOS will bring a new level of computer functionality at the MENU, from BASIC, TEXT, and TELCOM.

From the Tandy 200 MENU you will be able to enter memos, rename files, set alarms, display and run programs that are in other banks, and much more.

Cut TEXT from one bank and PASTE it to a file in another bank. Open a "window" while editing in bank #1, and view other files from bank #2. Disable "word wrap" while editing for another perspective of your TEXT file.

While on-line with TELCOM, display FILES and Bytes Free, enter and edit TEXT files, or jump to another RAM bank without losing the host computer connection.

BASIC programs can read/write to files in other banks. Jump to programs in other banks or bring the program into the current bank and run it.

XOS provides fundamental database entry and retrieval functions with user defined fields, prompts, and display parameters. A bargain at

\$24.95

Paul Globman

9406 NW 48th St., Sunrise, FL 33351

Circle 121 on reader service card.

Node Datapac Users Replace your ROM!!

RAMDSK.CO will replace the Node ROM and allow you to use one of those other ROMs you've always wanted. Retain all of the Node menu functions, plus the ability to move, kill, and name Datapac files under program control. A MUST for Node Datapac owners who have other option ROMs. RAMDSK.CO is available for the M100/M102 and T200... only **\$24.95**

N-READ.CO will allow a BASIC program to read a TEXT file stored in the Datapac without moving the file into RAM. An absolute necessity for multi-file database projects where the datafiles are kept in the Datapac. N-READ.CO is only \$9.95 but is yours for \$5 when ordering RAMDSK.CO.


For Your Amusement...

A beguiling PUZZLE/GAME program for your Tandy 200. A logical challenge that will keep you busy for many hours. Only \$10.00 for PUZZLE #3. Order with XOS or RAMDSK.CO and I'll send three additional puzzle/game/maze programs for your Tandy 200, at NO EXTRA CHARGE.

Software shipped on PDD1 (100K) diskette. All prices include shipping. Send your order with check or M.O. to:


rampac 102/200

128K-\$169
256K-\$229




**LOW COST
EXTERNAL
RAM
CARTRIDGES**

- Includes RAMDSK.CO file management program.
- Fast & easy save & load.
- Viewing of over 100 files.
- Single directory bank.
- Uses less than 1.3K main RAM.



**DATAPAC
for model 100**
~~128K-\$186~~
~~256K-\$254~~

CLOSEOUT! NEC starlet RAM 128K-\$99 256K-\$139



TERMS: Prepay MO (add 5 days for check), Visa/MC, COD (add \$5). Price includes freight in continental USA. HI, AK, PR, Canada add \$4 U.S.
SATISFACTION GUARANTEE: Any product returned within 20 days will receive a full refund.
ONE YEAR WARRANTY.

**PH: 1-916-477-9148
FAX: 1-916-273-7519**

—NODE—

P.O. BOX 1534, Grass Valley, CA 95945

Circle 44 on reader service card.

menu (F7) and its program *Remove*, I removed *Teach Me*, *Text*, *Calendar*, *Address*, *PC-Link*, and *AutoConfig*. This left only *Month*, and *Programs*. Following the advice of Michael Banks in *Getting the Most Out of DeskMate 3*, I then moved *Programs* to the upper left corner of the desk. Since all *DeskMate* oriented programs appear in this list box, putting it in this position means they can be operated from the opening screen with a single key stroke. A neat time saver.

Then I moved *Month* to the upper right corner. Using the *Display* option of the *DeskTop* menu I next displayed *Filer*, and *Others*. At the same time I changed the shape of the list box so that *Filer* was twice as long, and *Others* twice as wide. Lastly, since I use *Q&A Write*, a commercially available and much enhanced version of *DeskMate's* original *Text*, and *Print Magic*, a commercially available program which creates banners, letterheads, greeting cards, flyers, etc., I had to create boxes for them. Again, I went to the *DeskTop* menu, and used the program *Create*. I told it what label I wanted on each list box, what program each list box was to run (*QWD.PDM* for *Q&A Write*, and *PM.PDM* for *PRINT MAGIC*), what data files to look for (*DOC* and *PMP*), and what disk to go to

find them (B). After completing each list box and pressing *ENTER*, I was moved to the desktop and given a potential location for that list box. I moved each to where I wanted them and pressed *ENTER* to display that particular list box.

One special note here, I still consistently use *Calendar* and *Address*. However, because these two programs al-

I still use Calendar and Address.

ways access the same data files, *PERSONAL.CAL* and *PERSONAL.ADR*, and because they can be run directly from the *Programs* list box, I see no need for them to have a separate list box or button. Removing them from the desktop and running them from *Programs* is based on a recommendation by Michael Banks in *Getting the Most Out of*

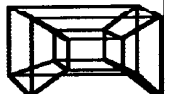
DeskMate 3.

I wish I could graphically depict here in this article what my desktop looks like now. It is neat, functional, and fits my particular needs. Of course what I have may in no way approximate your wishes or needs. That is why customizing your own desktop is so important. Set it up the way YOU want it. If you don't like it, do it over. Or delete the *DESKTOP.CFG* file and rerun *DeskMate* to get back to the original settings. It's so easy. And you really can't mess anything up. *DeskMate* is a very forgiving environment.

In my next article I will be taking a closer look at some of the standard programs and files which come with *DeskMate*. We will be looking at *ADDRESS*, *CALENDAR*, and *FILER*.

NOTE: Unless otherwise stated, all quotes contained in this and future articles are from the book, Getting the Most Out of DeskMate 3, by Michael A. Banks, a "Brady" book, published by Simon & Schuster, Inc., 15 Columbus Circle, New York, NY 10023. Copyright 1989 by Michael A. Banks.

BY GEORGE!



COMPATIBILITY: Tandy 100/102, 200; others with modifications.

Car Navigator

Continuously monitor your position with your Tandy portable as you cruise along the highways!

by William F. Green

The interstates are lonely places when you're traveling long distances. Have you ever wondered just where you are as you breeze along your route? And how much farther you have to drive to reach the next rest stop or exit? Well, wonder no more. This program will show you just where you are at any time, how far it is to the next town, where the next rest stop is, and even the next exit. It also tracks your running time, how much fuel you have used so far, how much remains, and how many miles you have traveled. All this information is presented on the display of your Model 100, 102, 200, and similar computers.

Photo 1 shows the computer mounted on the dashboard of my motor home, monitoring my position as I travel. You can make a similar mount for your vehicle, or just lay the computer in the passenger seat. The computer will be on for long periods of time, so you will need to turn off your automatic keyboard timeout with the *POWER CONT* command. You also will need either fresh batteries or an external power supply.

The computer displays a straight line map with distance markers, names of towns, and other landmarks of your choice. An arrow moves along this map to indicate your present location in real time. On each map section, 115 miles, you need to tell the computer your cruising speed and fuel consumption rate.

WHAT IT LOOKS LIKE

Photo 3 shows the program in operation with a sample map loaded. Your start time is displayed at the top left. The finish time will appear in the top right at the end of the run. Next is a row of dots that show distance in increments of five

miles. Below these dots is an arrow that indicates your present position.

The line underneath the arrow is a map that represents the highway, with dark squares signifying towns and other symbols used for landmarks of various types (explained below). The next line gives the abbreviations for towns or other markers. Under the abbreviations, the distance to each of these markers is displayed. The next display line tells you the distance to two of the towns (selected when you made the map), the miles you've traveled, and your remaining fuel. (After you've passed the selected towns, their distance is shown as a negative number, the distance you would have to backtrack to get to them).

The last line shows the current time and the amount of fuel you've used so far on this leg of your trip.




Photo 2. The Model 100 running the program with a map of a section of road between Wytheville, VA and Statesville, NC.

THE PROGRAM

The program shown in Listing 1 is the frame of the system. It is complete except for the actual road map you need for your travels. You will see that lines 340 through 580, and lines 770, 780, and 790 are held blank with the *REMark* (°)



Photo 1. My Model 100 computer, mounted on the dash of my motor home, with the Car Navigator program running.

command. These lines are reserved for your maps.

The maps are separate *.DO* files that you merge into the main program as you start each leg of your trip. When you use the *MERGE "filespec"* command, the file you specify will load into those reserved lines in the main program, replacing any information already there without hurting the code shown in Listing 1.

Not all the lines reserved for each map are actually *used* in every map, but each map must still contain *all* the lines. Lines not used are held blank with the *REMark* (°) command. This prevents lines from other maps accidentally being kept in the program along with the new map's lines.

Techie Details

If you look very closely at your display, you will see that it is made up of small square dots. Each dot is called a pixel. Each character on your display is six pixels wide and eight pixels high. Because the Tandy 100/102 display is forty characters wide by eight lines high, this means the display is 240 pixel columns wide by 64 pixel rows down. The *Car Navigator* program only uses the top seven lines of the display.

Each character's space has a number that determines its row and column. For

Play Games on Your Laptop!

Adtron's Top Flight game port card for the Tandy 1400LT:

- lets you connect a joystick to your laptop
- operates with all games and software that use the IBM® standard game port
- employs low power circuitry that's easy on batteries
- costs just \$95
- makes a great gift!

Prototyping board also available.

ADTRON Corporation

745 N. Gilbert Road
Suite 124-361
Gilbert, Arizona 85234
602/940-0060

Circle 21 on reader service card.

example, to locate the letter "C" two columns from the left side and four lines down from the top, you use the position number 81. To print a character at this position, the command is `PRINT@81," "`, where the character you want printed is placed between the two quotes (e.g., `PRINT@81,"C"`). The characters used are taken from the ASCII Character Code Table in the back of Tandy manual. This table lists all the possible letters, numbers, and symbols that can be used in your computer. You can, naturally, use any symbol you want in your maps.

Continuing our example from above, to place the telephone symbol at position 81, you would type: `PRINT@81,CHR$(239)`, or optionally, you could type `PRINT@81," "` and press the `GRPH-` keys instead of the spacebar between the set of quotes. This is how the various map characters are positioned.

The program for the map on the computer shown in Photo 2 is in Listing 2. This shows a section of Interstate Route 77 going south in Virginia and North Carolina. Specifically, it shows Wytheville, VA; Hillsville, VA; a rest stop at the North Carolina line; Elkin, NC; another rest stop; and Statesville, NC. I used ASCII character 176 (double-bar Y) for the rest stops, number 135 (block with T) for large cities, character 239 (solid block) for towns, and character 245 (vertical line) for intersections.

MAKING A MAP

First, get a map of the route with distances marked between towns. Make a list of towns, rest stops, intersections, and other landmarks of your choice. Divide them into 113 mile segments. Each segment will make one computer map. Write down the mileage of each of these from the beginning of the list.

NEW TANDY 1400LT PRODUCTS

- ☆ 20 MB INTERNAL HARD DRIVE
- ☆ 5.25" EXTERNAL FLOPPY DRIVE
- ☆ NUMERIC KEYPAD
- ☆ INTERNAL 2400 BAUD MODEM

EXTERNAL DRIVES FOR ZENITH, TOSHIBA, NEC,
SHARP, & DATAVUE ALSO AVAILABLE

FOR INFORMATION CALL

COMPUTER OPTIONS UNLIMITED

201-469-7678

Fast, dependable service
Open 7 days 9am-10pm EST
World Wide Sales

Circle 148 on reader service card.

These locations should be at least ten or eleven miles apart, or there won't be sufficient room to list their abbreviations on the line below the appropriate symbol. Pick the symbol you want to use from your manual and write down its decimal number (or the key presses to generate it on the display).

These locations should be at least ten or eleven miles apart

Location markers use positions on the display screen from 80 to 118. Abbreviations for towns and other landmarks will use positions 121 to 158. The distance numbers use positions 161 to 198. Using a chart similar to the one shown in Figure 1, and using the five and ten mile markers on the display map, estimate the number for each line that will position that line's information correctly.

Next, type in the sample map file in Listing 2 in *TEXT*. Then, using the sample map as a guide, type in your own data. Remember to type in the apostrophe mark after any unused line numbers. List the two locations for which you want a running distance indication and place their distances in lines 770 and 780. In line 790 substitute the abbreviations for these two locations for the ones in the sample listed.

After finishing the map program, exit *TEXT* and enter *BASIC*. Load the *NAV5.BA* program. Next, merge your map file with the main program and make a test run of the program. Note any adjustments required and return to the map file to correct the positions of the markers, letters, and distances. Repeat this step until the map is correct.


When you finish your first map, start the next, giving it an appropriate name that won't overwrite the any other maps you have made. When you run out of *MENU* slots (each file is under 600 bytes, so you'll run out of slots before you run out of RAM).

USING NAV5

Go into *BASIC* and load the *NAV5.BA* program. Next load the map you want to use with the *MERGE "filespec"* command. Then type *RUN*. The program

**AFFORDABLE
HARD DRIVES FOR YOUR
LAPTOP**

**THE NEW
QUICKBRICK**
is here!



Toshiba, Tandy, IBM Convertible
NEC, Sharp, Kaypro, Dataview,
Zenith — you name it. Prices start at
\$495 for 20 Mb.

Systems Peripherals Consultants
7950 Silverton Ave., #107
San Diego, CA 92126
619/693-8611

Circle 18 on reader service card.

**TANDY 600
MEMORY
\$129**

We make the 96K memory expansion boards that fit inside your Tandy 600 Portable. You can expand your 600 yourself to 224K with two boards. Complete installation instructions, 90-day warranty, and 30-day money-back guarantee. We also make memory for the Model 100, 102, and 200.

Purple Computing
P.O. Box 100
2048 Southside Rd.
Murphy, OR 97533
(800) 732-5012

Visa and MasterCard accepted.

Circle 55 on reader service card.

USED TANDY SALE

MODEL 100— 24 K	\$ 235.00
MODEL 100— 32K	\$ 255.00
MODEL 102	\$ 295.00
MODEL 200	\$ 335.00
MODEL 600—24K	\$ 325.00
TANDY 1400LT—2 DR.	\$ 665.00
TANDY 1100FD 1Dr.	\$ 535.00
DISK/VIDEO INTERFACE	\$ 115.00
TOSHI 1000 SE 1Dr, HRD RAM	\$ 895.00
DMP 105 PRINTER	\$ 55.00

Buy, Sell and Trade
Tandy Equipment
503 236-2949

Pacific Computer Exchange
1031 S.E. Mill St. Suite # B
Portland, OR 97214

Circle 45 on reader service card.

```

25 'NAV VERSION 2.3.1-NAV4
26 CLS
27 FOR J=0TO800
28 IF INKEY$="Q" THEN 58
29 NEXT J
30 LINE(5,3)-(234,60),1,B
35 LINE(12,8)-(228,57).1,BF
40 PRINT@92," CAR NAVIGATOR "
42 PRINT@178," BY "
44 PRINT@211," WILLIAM F. GREEN "
46 FOR C=1TO1000:NEXT C
50 CLS
53 '
55 PRINT@93,"COPYRIGHT 1987"
56 PRINT@172,"WILLIAM F. GREEN"
58 FOR H=1TO800:NEXT H
100 CLS
110 INPUT"START MILES";S
130 PRINT"DIST. THIS LEG (NOT OVER 115 M
ILES)"
140 INPUT"MILES";W
150 INPUT "TOTAL FUEL AT START";K
160 INPUT "SPEED";A
165 G=A*.000199
170 INPUT "MPG";R
195 D=47359.6
206 I=((W+S)*2)+1
220 CLS
230 FOR Z=1TO238
240 PSET(Z,17)
250 NEXT Z
260 FOR T=5TO236 STEP 20
270 PSET(T,8):PSET(T,9)
280 NEXT T
285 FOR B=5TO236 STEP 10
290 PSET(B,8)
295 NEXT B
310 E=1/R
340 '
350 '
360 '
370 '
380 '
390 '
400 '
410 '
420 '
430 '
440 '
450 '
460 '
470 '
480 '
490 '
500 '
510 '
520 '
530 '
540 '
550 '
560 '
570 '
580 '
600 PRINT@1,"START"
610 PRINT@7,TIMES$
620 FOR Y=1TO D
630 X=((Y*G)+(S*2))+1
650 PSET(X+3,10):PSET(X+4,10):PSET(X+5,1
0)
660 PSET(X+3,11):PSET(X+4,11):PSET(X+5,1
1)
670 PSET(X+3,12):PSET(X+4,12):PSET(X+5,1
2)
680 PSET(X+2,13):PSET(X+3,13):PSET(X+4,1
3):PSET(X+5,13):PSET(X+6,13)
690 PSET(X+3,14):PSET(X+4,14):PSET(X+5,1
4):PSET(X+4,15)
700 PRESET(X+2,10):PRESET(X+2,11):PRESET
(X+2,12)
710 PRESET(X+1,10):PRESET(X+1,11):PRESET
(X+1,12)
720 PRESET(X+1,13):PRESET(X+2,14):PRESET
(X+3,15)
730 M=INT(((X/2)-S-.5)*10)/10
740 PRINT@223,"M=";M

```

Listing 1. The NAV5.BAS car navigation program.

Continued

The Beginner's Guide to the WP-2

A 26-page booklet that tells you everything you need to know about the WP-2—what it can do, what it can't do, and how to use it with tape cassette, disk drive, and other computers. It even includes the cable instructions for connecting it to Macintosh and IBM-compatible computers! If you own a WP-2, or are thinking of buying one, then you must have this book! Order today!

Only \$9.95 (plus \$1.00 S&H)

Portable 100-WP-2 Booklet, POB 428,
Peterborough, NH 03458
Visa, MC, & AMEX accepted

Circle 13 on reader service card.

ROMBO

At last! An economical adapter that allows you to use stock EPROMs (27C256) in the option ROM socket in the Tandy models 100/102/200. They're reusable too, no soldering necessary. Remove an EPROM in seconds, reprogram, and reinstall in the same ROMBO. "The best!"

ROMBO: \$9 ea (1-9) \$8 ea (10 up).
27C256 EPROM: \$6.50 ea.
plus \$3 per order for shipping.

(Need a ROM emulator? See our extRAM ad.)



eme systems

voice: (415) 848-5725

fax: (415) 848-5748

2229 5th St., Berkeley, CA 94710

Circle 81 on reader service card.

Multisolutions...\$50

Model 200 ROM with database,
wordprocessing, appointment
calendar & expense tracking

Multiplan...\$35

Spreadsheet ROM for model 100

Send check or money order to:

Robert Rice
PO Box 53798
Houston, TX 77052-3798

Add \$3 postage & handling. Texas
residents add 7.25% sales tax. Send
for our model 100 & model 200
software catalog.

Circle 151 on reader service card.

```

750 F=INT(M*E)
760 L=K-F
770 '
780 '
785 PRINT@241,TIME$
790 '
800 PRINT@231,"RES=";L;"G"
810 IF L<8 GOTO830
820 GOTO 840
830 PRINT@271,"FUEL LOW"
840 PRINT@263,"F=";INT(F);"G"
850 IF X>I GOTO 880
860 IF M>113 GOTO 880
870 NEXT Y
880 PRINT@24,"FINISH"
890 PRINT@31,TIME$
900 BEEP
910 END
    
```

End of listing.

```

340 'SM3S. WYTHEVILLE TO STATESVILLE N.C
    
```

```

350 PRINT@80,CHR$(135)
360 PRINT@120,"WYT"
370 PRINT@89,CHR$(135)
380 PRINT@129,"HIL"
390 PRINT@169,"26"
400 PRINT@95,CHR$(176)
410 PRINT@135,"RS"
420 PRINT@175,"44"
430 PRINT@102,CHR$(135)
440 PRINT@142,"ELK"
450 PRINT@182,"65"
460 PRINT@108,CHR$(176)
470 PRINT@148,"RS"
480 PRINT@188,"83"
490 PRINT@111,CHR$(135)
500 PRINT@151,"STV"
510 PRINT@191,"92"
520 '
530 '
540 '
550 '
560 '
570 '
580 '
770 P=INT(44-M-S)
780 V=INT(83-M-S)
790 PRINT@201,"DST RS";P;"RS";V
    
```

Listing 2. The sample map for making a run of 92 miles between Wythøville, VA and Statesville, NC.

begins with a brief title screen, then asks you several questions. The first is *START MILES?* The usual answer to this is 0 (zero). Next is *DISTANCE THIS LEG (NOT OVER 115 MILES) MILES?* Answer this with whatever is appropriate. Now the program asks *TOTAL FUEL AT START?* Type in the number of gallons you estimate you have. Following this is *SPEED?* Enter the speed at which you think you'll be moving, typically it will be 55 miles per hour. Finally, is *MPG?*, for miles per gallon. You don't have to be that accurate, rounding to tenths is perfectly acceptable.

When you press *ENTER* after this last question, the program starts the actual computations. I suggest you get everything

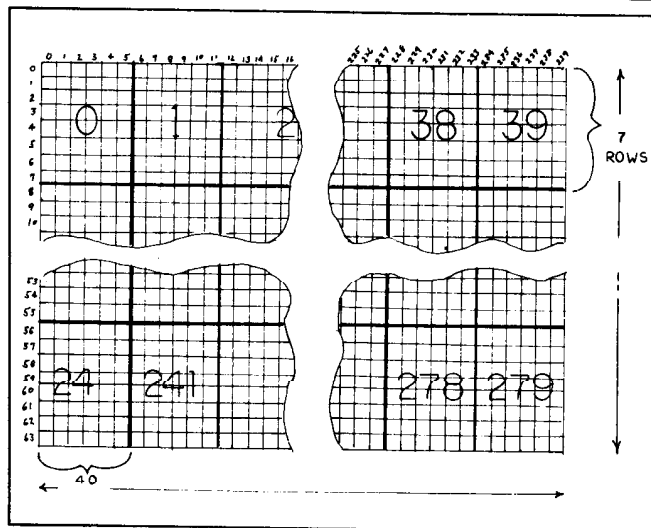


Figure 1. This illustrates the pixel grid design of the Model 100/102 display screen, and the numbering system used to position characters. Only enough of the display is shown to depict the system. To make your own chart, use some graph paper and fill in all the numbers for the complete display.

ONE-HANDED KEYBOARDS ARE HERE!

Surely you've heard of the "Dvorak Keyboard." Named for its designer, Dr. August Dvorak, this super-efficient keyboard layout increases typing ease and speed while reducing errors and fatigue.

But did you know that Dr. Dvorak also designed one-handed keyboards? Using the same efficient design principles, his one-handed keyboard layouts make typing much faster and easier for people who have the use of only one hand.

Now you can have these one-handed keyboards on your Tandy notebook computer! Tri-Mike Network East, developer of the *Dvorak Keyboard System* for Tandy/NEC notebook computers, has developed software to implement Dvorak's left- and right-handed keyboards on these notebook machines.

Like the original two-handed *Dvorak Keyboard System*, the one-handed software uses only a few hundred bytes of the computer's memory, and is simple to use—just run the installation program once, rearrange the keycaps, and you're done.

The software remains invisibly in place, and works full-time—in *TEXT*, *TELCOM*, *BASIC*, user and commercial programs, etc. Your computer acts like it came right from the factory with a one-handed keyboard. And you can instantly switch between the one-handed layout and the original (two-handed *QWERTY*) layout just by pressing a key.

The price of the new *One-Handed Dvorak Keyboard System* is the same as the original *Dvorak Keyboard System*, \$36.95 on Tandy PDD-1 diskette, \$39.95 on cassette tape. (Prices include shipping and handling.)

To order, or for more information, contact the distributor: **Granite Street Portables, P.O. Box 651, Peterborough, NH 03458.** Be sure to specify computer type, right-handed, left-handed, or regular two-handed.

A company called Keytime teaches typing "In One Hour" using the *Dvorak Keyboard System* and the *One-Handed Dvorak Keyboard System*, in addition to standard keyboards. (We hear it's quite effective!) If you're in the Seattle area, you might want to contact them. For more information contact Keytime, 3147 Fairview East, Suite 200, Seattle, WA 98102-3041; Tel. (206)324-7219.

Circle 32 on reader service card.

PROGRAMMING

```

340 'THIS LISTING IS USED TO CLEAR THE N
AV5 PROGRAM OF MAPS
350 '
360 '
370 '
380 '
390 '
400 '
410 '
420 '
430 '
440 '
450 '
460 '
470 '
480 '
490 '
500 '
510 '
520 '
530 '
540 '
550 '
560 '
570 '
580 '
770 '
780 '
790 '
    
```

Listing 3. A simple file to erase the any previous maps in NAV5.BA.

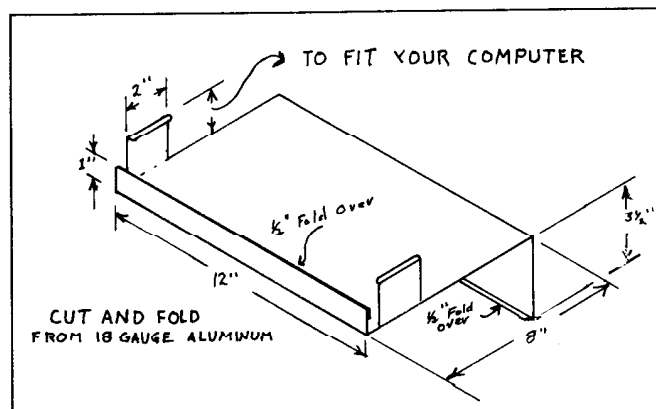


Figure 2. A sketch of the bracket I used to hold my Model 100 on my dash.

prepared up to this point and press *ENTER* only as you leave the on-ramp to the highway.

How accurate the program is depends on how steady your speed is. If you have cruise control, that's not a problem. If you don't have cruise control, just be aware of how fast you are traveling. If you find that conditions indicate a faster or slower speed for part of the leg, just hit the *SHIFT-BREAK* keys and stop the program. Restart it at the beginning distance set to your present location and enter the new parameters. This is why the program asks you *START MILES* at the beginning.

This also is the way to handle unplanned rest stops or snack breaks. After stopping the program, just jot down the mileage, reserve, and fuel used (and perhaps the start and present times). After your trip, compare your mileage computations with what you told the program to see how accurate you were. If the numbers start to vary dramatically, maybe your vehicle needs a tune-up. □

COMPATIBILITY: Model 100, 102, and 200.

Node Utility Mini-Extravaganza!

Here are two special programs for Node Datapac/RAMPAC users.

by Paul Globman

Here are two nifty utilities for Node Datapac/RAMPAC users. Both require my RAMDSK.CO software, which lets you use your Datapac/RAMPAC without the RAM+ ROM, freeing your computer to use other ROM's. For the Tandy 200, XOS-C is also required. [Editor's note: See ad on p. 18].

SAVE.NOD

For Model 100/102 users, the SAVE.NOD utility lets you save files to the Node Datapac/RAMPAC directly from the M100 menu. Simply select the file to be saved with the M100 widebar cursor, type SAVE.BA and press ENTER.

SAVE.BA (Listing 1) and RAMDSK.CO must be in RAM. SAVE.BA can be converted to SAVE with the CMD.BA utility described in last month's issue (GLOBAL PERSPECTIVES, Nov. '90).

TELNOD.CMD

For Tandy 200 users, TELNOD.CMD integrates the operation of TELCOM with RAMDSK.CO and permits you to fully access the Node Datapac while on-line with the internal modem, without losing the carrier!

This greatly expands the amount of memory available for uploads and downloads while using the internal modem. It uses RAMDSK.CO to access the Datapac while on-line and utilizes XOS-C.

XOS-C/RAMDSK users can now choose between the on-line bank switching of XOS/XTLCM3's F7 or, by running TELNOD.CMD, F7 direct on-line access to the Datapac. (And TELNOD doesn't affect XOS-C's F6 enhancements!)

SET-UP

To create TELNOD, go into BASIC and type in the program (Listing 2). Save the code as TELNOD.BA and make a backup copy. XOS-C must be installed and RAMDSK.CO must be in bank 3. TELNOD.BA can be renamed as CMD>.BA or anything else but must also be on the menu in bank 3 to operate properly. TELNOD.BA is 405 bytes long.

```
0 REM SAVE.NOD (c) 1990 by Paul Globman
1 A=64929+2*PEEK(65006):A=PEEK(A)+256*PE
EK(A+1):FORX=3TO10:F$=F$+CHR$(PEEK(A+X))
:NEXT:F$=F$+CHR$(13)+CHR$(13)+"Y"
2 A=65450:POKEA,11:FORX=1TO11:POKEA+2*X,
0:POKEA+2*X-1,ASC(MID$(F$,X)):NEXT:CLEAR
99,61681:LOADM"RAMDSK":CALL61896
3 CALL62061:CLEAR0,MAXRAM:X$=INKEY$:MENU
```

Listing 1. SAVE.BA saves files to the Datapac/RAMPAC directly from the Model 100/102 main menu.

OPERATION

Run TELNOD.BA using XOS-C's F3 (CMD>) function key. TELNOD clears RAM space for RAMDSK.CO, loads it into HIMEM from bank 3, and then goes to TELCOM.

Dial-up as usual. Once you are on-line, function key F7 will take you directly to RAMDSK.CO. After incoming data stops, either at a prompt or after using a CTRL-O or CTRL-S, simply press F7 to access the Datapac, where you can move files to/from RAM, rename, etc. When you've finished with the Datapac press F1 (now labeled Term) to return on-line and, when the regular Term label line displays, you can continue where you left off.

```
0 'TELNOD.CMD(c)1990,R.Hess&P.Globman
1 A=59778:IFHIMEM-ATHENCLEAR0,A:CALL4117
9:X$="3:RAMDSK.CO":CALL63600,8,VARPTR(X$)
):IFPEEK(61302)=0THEN3
2 IPL"" :A=-738:POKEA,1:POKEA+1,7:POKEA+2
,255:CLEAR0,MAXRAM:NEW
3 FORX=0TO59:READY:POKE59778+X,V+X:NEXT:
CALLHIMEM
4 DATA33,83,99,31,11,233,27,107,101,25,7
,227,21,150,219,19,45,228,15,168,213,13,
43,222,9,153,207,7,223,204,175,222,63,0,
45,209,-2,28,207,-6,128,115,-8,18,201,16
0,-46,-47,157,50,29,154,25,26,151,65,43,
148,31,20
```

Listing 2. TELNOD.BA gives the Tandy 200 direct access to the Datapac/RAMPAC while on-line in TELCOM.

Used Laptops

We Buy, Sell & Horsetrade

Popular Computers

Model 100	\$275.
Model 102	325.
Model 200	325.
Model 600	400.
Disk-video I'face	115.
Disk Drives	Call
MS-DOS	Call
Apple & IBM Parts	Call

Shreve Systems

2421 Malcolm St.

Shreveport, LA 71108

318-865-6743

FAX 318-865-2006

Circle 20 on reader service card.

PostScripttm for the LP 1000!

PageStyler...

"See page 36
in your
1990 Computer
Catalog."



Destiny Technology Corp.

408/262-9400

PostScript is a trademark of Adobe Systems Inc.

Circle 5 on reader service card.

WEETAXTM The Weekly Tax Program

For periodic maintenance of input
to your personal income tax return.

- table-driven panel fields
- your labels and default data
- optional, prompted annotation
- year-to-date summary printout
- resets to start next year
- only 377 bytes reside in RAM
- standardizes format
- promotes time management
- provides current accounting
- avoids the year-end crisis
- keeps you in control

DVI: \$44.95 ppd PDD: \$49.95 ppd for Ultrasoft Disk PowerTM 100

Prices include 12-month support.

Software Versand, Points West No. 158
3131 W. Cochise Dr., Phoenix, AZ 85051
Phone: 602-997-1523 © 1989 TMO

Circle 128 on reader service card.

Four Model 100 Books!

☆ **The Model 100 Program Book** by Terry Kepner and David Huntress. 51 useful BASIC programs for home, office, and education; bar graph, depreciation, annuity, pie chart, forms creation, invaders game, memory scan, touch typing tutor and many others-\$19.95.

☆ **60 Business Applications Programs** for the TRS-80 Model 100 Computer by Terry Kepner and Mark Robinson. 60 powerful programs for interest calculations, annuities, depreciation, invoices, breakeven sales analysis, and more-\$21.95.

☆ **Inside the Model 100** by Carl Oppedahl "An excellent Guide" —New York Times. A thorough guide to the Tandy Model 100. Learn about A.L. programming; disassembled ROM routines; keyboard scanning; UART, RS-232C, and modem; Clock/calendar chip; Interrupt handling; 8085 instruction set-\$21.95.

☆ **User Guide and Applications for the TRS-80 Model 100 Portable Computer** by Steven Schwartz. 14 ready-to-run programs for business: statistics, graphics, sound, and more. With cassette tape-\$44.95. Buy them separately—the book is only \$21.95; the cassette tape is only \$27.00.

Granite Street Portables

P.O. Box 651

Peterborough, NH 03458

Please allow six to eight weeks for delivery.

Circle 30 on reader service card.

TANDY WP-2 MEMORY

128K \$74

32K \$17

Improve your memory! Add a 32K or 128K ram disk to your WP-2. The 32K part is exactly the same as Tandy's at a significantly lower price. The 128K part has the same low-power characteristics of the 32K part. Battery life is not a problem! Prices include S&H, installation instructions, 90-day warranty. CA residents add 6.25% tax. Send check or money order to:

MicroMime

P.O. Box 28181

Santa Ana, CA 92799

CIS 70346,1267

MCI 200-3496

Fax (714) 545-1765

Circle 37 on readers service card.

USAGE TIPS

Remember that **F6** will show you *Bytes free* while on-line, and **SHIFT-F6** takes you to **TEXT** for editing RAM files while on-line.

Stop your download with the **F2** key before accessing the Datapac. Failure to turn **F2** off will cause the "bytes-free" function of **F6** to return an inaccurate value. (Subsequent download to the same-named file followed by **F2** off should restore accurate **F6** operation, but repeated Datapac access without first turning **F2** off may cause **TELCOM** to abort all downloads.)

If you're downloading and don't mind "losing" a few bytes, then

simply keep an eye on the *Down* label and send a **CTRL-S** when you see the download *Aborted* (RAM full) message. Press **F7**, save the file to the Datapac, and press **F1** to return on-line. (Don't forget send a **CTRL-Q** to restart the data flow!) Since **RAMDSK** only needs one to two seconds to copy 17K of data to the Datapac, this is probably the fastest way to download a lot of message traffic or what-have-you.

You might find it helpful to use the same name for all downloads (e.g., **TMP**) and simply save that file to the Datapac with more meaningful names. Subsequent downloads to **TMP** will, of course, "kill" the previ-

ous download to that file and restore RAM for the next use.

Many information services will hang up after a while if you don't remind them you're still around. And remember: the "meter" is still running while you're using the Datapac.

Don't move **.BA** files from the Datapac into RAM while on-line!

When you've finished with **TELCOM**, exit **Term** and **TELCOM** as usual with **F8**. The main menu will display briefly, clear, and then redisplay. **TELNOD.BA** has now removed both itself and **RAMDSK.CO**, restored **HIMEM** to 61104, and reset all hooks to the **XTLCM3** values used by **XOS-C**.


Paul can be reached by modem on CompuServe (72227,1661) and GENIE (P.GLOBMAN), or by mail at 9406 N.W. 48th St., Sunrise, FL 33351 (please enclose SASE if you're requesting a reply).

Bend/Flex Formable Laminate EPROM Adapter

Using BEND/Flex formable laminate, Electronically Monitored Ecosystems of Berkeley, CA has developed an adapter which allows the use of standard 27C256 erasable, programmable read-only memory (EPROM) chips in the Tandy Model 100 family of computers.

This adapter fits like a saddle over a read-only memory chip and adapts it for use in the unusually-wired socket in Tandy laptop computers. Called "Rombo," this device provides up to 32K of additional code space to the computer.

United Printed Circuits of Huntsville, AL, fabricates the BEND/Flex circuit. EME then bends the legs of the circuit on a special jig. "The



The ROMBO adapter from EME allows standard 27C256 EPROM chips to work with the Tandy Model 100 family of computers.

BEND/Flex material is easy to bend, and once bent, it stays in place," said Tracy Allen, President of EME.

BEND/Flex material is a copper-clad epoxy laminate. Developed for use in three dimensional circuitry, this material can replace two or more rigid boards and their associated interconnections. It also replaces flexible circuits used in static (nondynamic) applications.


For more information on the ROMBO adapter,

please contact Dr. Tracy Allen, Electronically Monitored Ecosystems, 2018 Parker St., Berkeley, CA 94704, (415) 848-5725. Or circle #61 on reader service card.

For more information on BEND/Flex products, please contact the Marketing Communications Department, Rogers Corporation, One Technology Drive, Rogers, CT 06263. Or circle #62 on reader service card.

External Laptop Hard Drive

The new Export "S" Series external laptop hard drives from Systems Peripheral Consultants offer high performance 3.5-inch external SCSI drives, with access speeds as low as 15ms and a measured transfer rate of 300 kps. Imagine loading a 1 MB file in three seconds on your computer. No-tool one minute installation, leather case option, battery (four to six hours continuous) option, lightweight (1.2 to 2.2 lb.), one year warranty, and the Export



The Export Series "S" 3.5-inch external drive for laptop computers.

"S" connects directly to your expansion bus, not to speedless serial or printer port. Models available include 45, 90, 135, 182, and 207 MB.

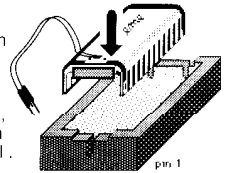
Price not given. For

more information, contact SPC, 7950 Silverton Ave., #107, San Diego, CA 92126, (619) 693-8611. Or circle #60 on reader service card.

Enhancements for your 100/102/200!

extRAM is a 32K byte read/write memory expansion that fits into your Tandy's internal option ROM socket, 100% portable!

extRAM fits into the option ROM socket in the 100/102/200. A quick 2-pin plug connects extRAM to battery and WR lines, all under the snap-on cover. Easy to install.



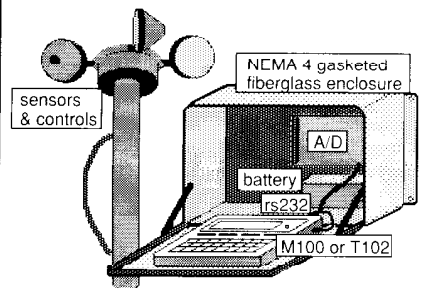
As a **RAM-file-bank**, you can double your space for .DO, .BA and .CO files. Our new, improved system software hides in the extRAM itself. It offers you new, exciting capabilities, and it is cold-boot proof too! Adapted from original software, *SLX* and *EXTBAS*, © 1989 by Paul Globman.

As a **ROM-file-bank**, or *emulator*, you can load extRAM with the kind of software that normally resides on ROM chips. But no more physical chip swapping! You swap in new ROM images on command, from files stored on disk or RS232. Software R2D2X © 1990 by Wilson Van Alst.

The software comes with each extRAM in the form of listings in a 38 pg. manual. A program disk or tape is also available, to save typing.

extRAM... \$75 ea. + tax (CA) + \$3/order ship.
which model? M100 T102 T200
disk or tape... \$15 ea. + tax (CA)
format? TDD MSDOS Mac Tape

(Circle 83 on reader service card)



OWL is our M100/T102-based "On-site Weather Logger", engineered for rugged environmental monitoring & control.

- 7 channel A/D, 8 bit, 1.28 volts fs.
- 5 on-off outputs.
- Expandable to 49 inputs, 28 outputs.
- Weatherproof case for T102 and A/D.
- Months of operation on battery/ solar panel.
- Many sensor probes available.
- flexible HOOT software, BASIC or ROM

OWL... \$345 — please request flyer.

(Circle 85 on reader service card)

eme systems
voice: (415) 848-5725
fax: (415) 848-5748
2229 5th St., Berkeley, CA 94710

DEFUSR appears monthly to answer your questions about Tandy notebook computers.

**Send your queries to: DEFUSR, PORTABLE 100,
P.O. Box 428, Peterborough, NH 03458-0428.**

Please enclose a stamped, self-addressed envelope for our reply.

DO-IT-YOURSELF RAM

I recently acquired a Tandy 100 with 8K of RAM. I bought the specifications book from Tandy and have concluded that it should be a relatively straightforward task to upgrade memory.

I have located the three IC slots, but I cannot get the chips. The cross-referenced memory chip would not fit (The socket was too wide for the chip).

I am quite sure that you have published instructions as to how to upgrade the memory without going to Radio Shack for the chips. I do not know which issues this was covered in, so I do not know which back issues to order.

**Michael Jones
Houston, TX**

Sorry, but we never had a project on adapting your own 8K RAM chips for upgrades. The original Model 100 chips were just too difficult for an amateur to make. They were actually four 2Kx8 CMOS chips mounted on a special carrier. Positioning and soldering the four chips on the substrate (two on top, two on the bottom) is far too delicate for anyone but a professional at working with chip substrates. The Model 102 chips aren't as stringent, but as you found out, require a certain chip only. You probably could find a carrier substrate to fit the chip and make it fit the socket, but I'm not sure that your "cross-referenced" chip is an exact electrical match. Rather than go through the trials and tribulations (and uncertainty) of buying those chips and performing the required modifications, you should call Purple Computing or Club 100: A Model 100 User Group, both of whom sell the proper chips inexpensively (you would, in the long run, end up spending more than their RAM prices in time and shipping charges). Both companies advertise with us.

-TK

HOW TO LOAD P100-TO-GO?

I am a current subscriber to both *Portable 100* magazine and *P100-To-Go* software disks. I am quite happy with both. However, I have a problem.

Most of the software received in the *P100-To-Go* program is of curiosity only, so I don't actually load it into my system. However, there are games and goodies that I would like to play with, if I could.



The cross-referenced memory chip would not fit.



My problem is that I need to know the steps to properly load the software into my system. I was given a thorough walk-through of the procedure over the telephone some time ago and apparently didn't take good enough notes or practice frequently enough, because I have now forgotten the sequence.

Would you be kind enough to lay out step-by-step keystrokes to load these gems? It would be greatly appreciated. In addition, I would increase my use of my Model 100 and increase my enjoyment of the magazine and the disks.

My system consists of a Model 100 with eight 32K banks of RAM from PG Design and a Tandy 100K Portable Disk

Drive. The OS is *Power DOS* from Acroatrix Inc., and the 100 is *Super ROM* equipped from PC3G. I also have the 6 ROM battery pack from PC3G, although I use it only for the extended battery. Other major software used in it is *TMPC*, also from Acroatrix.

Two or three banks are available to "play around with" if I had the confidence to load the programs from *P100-To-Go* disks.

**Art Gillman
Sun Valley, CA**

Okay, that's an easy one. Here we go:

1. Load your DOS (or go to the bank containing it).
2. Turn on the disk drive and connect it to your computer (make sure the drive is either running off the AC adapter or has fresh batteries in it).
3. Put the *P100-To-Go* disk in the drive and close the drive door.
4. Ask the DOS for a directory of the disk.
5. Select the program you want to load (make sure you have sufficient available room in RAM for the program before you do so).
6. Load the program into RAM.
7. Exit the DOS and enter BASIC.
8. Type LOAD "filename" where filename is the name of the program in RAM (you do not need to type the .DO extension because all the files on the *P100-To-Go* disk are in .DO format). You will see the Wait message appear on the display, and it will flash as it loads each line of the .DO file).
9. When the program finishes loading, the Wait message disappears and an Ok message appears.
10. Type SAVE "filename" to save the file as a BASIC program (you do not need to type a .BA or .DO extension). You now have two versions of this program in

RAM: the .DO file and the .BA program. Kill the .DO file, as it's no longer needed and simply wastes RAM space (type KILL "filename.DO"),

11. Type RUN to execute the program.

And that's all there is to it. If you like the program, use your DOS to save the .BA file to disk; that way you won't have to repeat the loading procedure outlined above. You can just load the BASIC program and go to work (or play, as the case may be).

Now then, as to what these different programs on the disk do, you'll notice a file on your disk called README.DO. This file is a list of the files on the disk. The listings from the magazine are listed with their real names given beside the names used on the disk.

The first file you should load is the README.DO file. Do not try to load this into BASIC; just load it into your TEXT program and read it, taking whatever notes you think are necessary for loading the programs you find interesting.

-TK

SORTING YOUR FILE

Do you know how I may sort with my Model 100 such that it will open a file and dump all of the desired material to that file?

The existing sort program works beautifully for my style and purpose, being able in NOTE.DO to key items with some symbol and have SCHEDL with the Find or the Lfind command bring forward only those "paragraphs" which contain the symbol forward . . . but I don't know how to get the computer to create a file of sorted material instead of, or in addition to, either displaying on the screen or sending it out to the printer . . . and I would dearly like to so have it!

I use NOTE.DO as a means of randomly capturing my flowing stream of consciousness, simply starting a new paragraph with a new thought . . . and later can go back and place some symbol for parceling out the thoughts to categories for further organization. Unfortunately, I currently have to individually go through laborious cut and paste techniques in order to end up with files of grouped thoughts. Having just finally read through my collection of Portable 100's for the past year and a half, I've found all sorts of new hopes for new uses of my already loved Model 100 and have hope that I can yet find this answer.

To give you a better idea of what I want (hoping it might give you alternate ideas for accomplishing my goal if what I want isn't possible), here is an example:

- *M find more music scores for Hispanic groups
- *C see if peripherals for Model 100 will be available for my program

*F invite folks over for dinner soon

*C see if they have the part in California for the transformer

*M play the organ for the nursing home

Calvin L.R.
Rosenberg
St. Petersburg, FL

You are in luck! If I understand you properly, you want to take an unsorted, randomized file where every line starts with a special key symbol, and end up with a sorted file where all the keys are grouped together.


If that is indeed what you want,

then your answer is on CompuServe. Wilson Van Alst has a program there, ZIPSRT.100, you can download into your Model 100. The program will take the text file you designate and sort it in place! It sorts by paragraph (where a carriage return delineates each line sorted), where the paragraphs are not limited as to length.

The down side to this is that you no longer have your original file. The up side is that you don't need to have as much available RAM as the original file in order to do a sort.

On the other hand, if you want a program that will scan through your file and create a new file containing only those lines you've tagged with *C, for example, then you need a program called ZIPFY1 (as in For Your Information). After prompting for the name of the file to search and the string to find, it copies all records containing the search string into a file called MATCH.DO. It only copies the records; the original file remains unchanged. Furthermore, you can specify another search string, and those matching records will be appended to whatever already exists in MATCH.DO.

The programs on CompuServe are BASIC programs in TEXT format for easy downloading. Once you have one of them in your computer, running it creates a machine language program in the alternate LCD buffer (the space normally used only when you press the Previous function key while in TELCOM). This means the program doesn't



Hewlett-Packard's HP110 Portable

PORTABLE POWERHOUSE

~~(\$3000 original retail)~~
ONLY \$495!

(\$795 with portable printer and disk drive)

Includes word processor, Lotus 1A, built-in modem, communications software—and a ONE-YEAR GUARANTEE!

Hewlett-Packard's HP110 Portable was way ahead of its time.

An MS-DOS machine (version 2.11), the HP110 stores programs and data on ROM chips. The rugged unit weighs only 8 pounds, has a 16-line screen, and has enough available memory for more than 80 pages of word processing text.

With up to 20 hours of continuous use per battery charge, the HP110 is ideal for business travel.

At only \$495 used, our HP110s make great gifts for students, friends, and spouse. **Note:** With most other com-

puters, used means worn out. But there's little that can wear out in an HP110, because there are no moving parts except for the keys.

Every HP110 we sell is fully tested and is **guaranteed against malfunction for one full year.** All units come with a **30-day no-risk trial and free technical support.** For details or to order, call **(800) 373-6114.** Call now—offer good only while supply lasts!

ALSO:

Like-new Portable Plus: only \$1295!
(original retail: \$2795)
Used: \$895



Personalized Software INC.

The worldwide HP Portable experts
P.O. Box 869, Fairfield, IA 52556 (515) 472-6330 FAX: (515) 472-1679

We also publish the HP Portable newsletter, and offer more than 100 software programs that make the HP110 and Portable Plus even more powerful.

Circle 39 on reader service card.

use any of your precious RAM space while executing.

You'll find these programs, ZIPSRT.100 and ZIPFY1.100, in Library 7 (Utilities) in the Model 100 SIC (in the CompuServe "!" prompt type GO M100SIG, then follow the prompts to the database libraries). The instructions for the program are in the same library, called ZIPSRT.DOC. (For Model 200 users, versions called ZIPSRT.200 and ZIPFY1.200 are available in Library 10).

-TK

LOSING IT WITH INTERACTIVE SOLUTIONS


I recently acquired a ROM program called *Interactive Solutions*. It contains three programs: a word processor, database, and spreadsheet. I found it at the Tandy surplus store in Ft. Worth. Incidentally, that is a good place to get some bargains if you are in the area.

I followed the directions and plugged in the module. When I turned on my Model 102 I found that all my resident files and programs were gone. It was like turning off the switch on the bottom of my computer. I double-checked it and sure enough the module caused it. There is nothing in the manual warning of this, nor is there anything in my user's manual. It was a minor catastrophe. Losing files doesn't make one's day. I am writing this to warn others of this. I had never

WPduet


The Macintosh connection to the Tandy WP-2 Portable Word Processor

WPduet turns the Tandy WP-2 into the affordable portable keyboard for your Macintosh. With the battery powered, four pound WP-2, you can work on your documents anywhere. Then, you can transfer your documents to your Macintosh with **WPduet** for final editing and printing.



WPduet provides error free transfers of your documents and converts them to MacWrite II or Rich Text Format for use with Microsoft Word, Microsoft Write or WriteNow 2.2.

WPduet comes complete with everything you need to use the WP-2 as a portable keyboard for the Macintosh: software, manual and cables. Find out how easy portable computing can really be.



Cabochon, Inc.
1740 Massachusetts Avenue
Boxborough, MA 01719
508/264-4648
508/263-9627 FAX

Macintosh is a trademark of Apple Computer. MacWrite II is a trademark of Claris. WP-2 and Tandy are trademarks of Tandy. Cabochon, WPduet are trademarks of Cabochon. Microsoft, Microsoft Word, Microsoft Write are trademarks of Microsoft. WriteNow is a trademark of T/Maker.

Send check or money order for
\$99.95 + \$3.00 s/h to
Cabochon, Inc. for each unit.
MA residents add 5% sales tax.

Circle 9 on reader service card.

Make more use of memory

Put your Model 102/200 programs on an Option ROM

Putting programs on an Option Rom provides greater security for your programs, will often increase program speed, and will allow you to make better use of your programs memory for storing data rather than programs. Ideal for business, Police, and data collection applications. We provide a complete range of products and services to help you get the most from your laptop computer. Call us for:

- Cross development systems that let you convert programs developed on a PC in Assembler, Basic or "C" and download them onto an Eprom.
- Eproms, Burners, Erasers, and Eprom Adapters (including solderless and socketed development adapters.)
- Putting your program on a ROM.
- Eprom Burning and soldering services. Consulting.

For information on products or services call
King Computer Services, Inc.
1016 N. New Hampshire,
Los Angeles, CA 90029.
(213) 661-2063

**Your one stop shop for all
your Option Rom needs**

CALL TODAY

Current Special 50% off

The Secrets of ROM Revealed

Concise, easy to understand manual covers previously undocumented features of the Model 100/102 Option Rom in detail. Includes listings of everything needed to call standard Rom Routines from a Rom and IBM floppy with source code of key routines and a search & replace utility for Text Files. \$25.00 Add \$3.50 shipping.

Circle 116 on reader service card.

seen this program before. Can you tell me anything about it?

**Eugene Masse
New Rockford, ND**

Yes, you were had. The Interactive Solutions manuals were poorly written and should have included a warning to the users to back up all files before attempting to insert and use the chip.

This is not a common problem with the other option ROM chips on the market (Super ROM, Ultimate ROM II, Cleuseau, etc.). Only the Interactive Solutions chip does this in installation.

The Interactive Solutions chip was designed for Tandy and marketed lightly by them in the beginning of the Model 100 product cycle. There is a review of the chip in the November 1985 issue of Portable 100, "Tandy's ROM" by Carl Oppedahl. Back issues are available for \$5.00. We also have available (for only \$9) an article index that covers all issues printed from September 1983 to September 1989, which is where I looked up the location of the Interactive Solutions review. See the advertisement on page 7 for details.

-TK



COMPATIBILITY: Tandy 100/102; others with variations.

Model T Memory Management

Boring Stuff You Need to Know

by Mike Nugent

By now you've had time to play with *CHDUMP.BA*, my "packed" BASIC version of George Flanders' *DUMP.CO* (both in *Portable 100*, May '90), and I hope you've found it easy and useful. Moreover, I hope you've found and corrected the error in the program listing (line 400, change *L0* to *L10*). It works much better that way! Now let's start from the beginning and see how *CHDUMP* and similar programs evolve.

THE BASICS

If we're going to embed machine language inside a BASIC program, we must first understand how our Model T's memory is managed. I'll refer specifically to the Model 100/102 here; Tandy 200, NEC 8201, and others work the same way, but addresses will differ.

The memory map (Figure 1) shows that the first 32K of memory (addresses 0000-7FFF) is the Model 100's ROM, containing the computer's operating system (OS) and built-in programs. The remaining 32K (8000-FFFF) is RAM memory.

Files are stored lowest in RAM, starting at 8000, followed by variables and arrays, free RAM, the stack area, string space, file control blocks (FCB's), and any RAM reserved by the *HIMEM* pointer. Above that, the computer reserves F5F0-FFFF for its own use as a scratchpad area, protecting it with the *MAXRAM* pointer, which the OS views as a "ceiling," allowing no user program to use RAM from there on up.

The free RAM area ("pool" as I like to call it) is just that—RAM that's currently unused. This pool shrinks and grows as changes occur above and below it. Let's make some changes above it and see what happens.

For example, if we increase the size of

the *HIMEM* area by 100 bytes (by lowering the *HIMEM* pointer), the FCB's, strings, and stack all move downward to make room. The top boundary of the pool in turn becomes 100 bytes lower, and since the bottom boundary doesn't change, we're now left with 100 fewer bytes in the free RAM pool. Similarly, if

The Model T stores files using an essentially bottom-up approach.

we clear more string space, the stack moves downward an equal amount to make room, again lowering the top boundary of the pool and leaving that much less free RAM.

Conversely, if we raise the *HIMEM* pointer or clear less string space, things move upward, as does the pool's top boundary, thereby increasing free RAM.

What happens when changes occur below pool? Simple—the bottom boundary changes instead of the top boundary. When we add another file, increase the size of a file or an array, or assign more variables, the pool's bottom boundary moves upward (the top stays put), leaving less free RAM. Kill a file,

delete some character from a file, shrink an array, or use fewer variables, and the opposite happens—the bottom boundary is lowered, giving us more free RAM.

KEEPING TABS

Because the area above *MAXRAM* is "sacred" and protected, the computer always knows exactly what's where in the *MAXRAM* area. Various pointers contained there are continually updated and used to track all the other areas and their dynamic boundaries. That's how the Model T manages to hold everything in RAM, under constantly changing conditions, and not lose track of it.

With *MAXRAM* keeping tabs on things, and the free RAM pool acting as a "shock absorber," insulating the RAM below it from changes above it (and vice versa), we're free to focus our attention on the files in low RAM without concern for what's going on "upstairs."

FILE STORAGE

The Model T stores files using an essentially bottom-up approach, wherein new files are saved as low as possible in RAM, pushing existing files upward to make room. When a file is killed, files above it move downward to fill the gap. (Yes, variables and arrays, being below the free RAM pool, also move upward/downward with the files, but since they're unimportant here, I won't mention them again.)

This overall bottom-up pattern is governed by a "group" hierarchy based on file type, with *.BA* files stored lowest in RAM, followed by *.DO* and then *.CO* files. Within these individual groups, the storage procedure varies slightly. Let's examine that.

Assume that we already have some of each type of file in RAM. If we now load a new *.DO* file, the OS inserts it above the

.BA files and just below the existing .DO files, pushing those .DO's (and the .CO's) upward to accommodate it.

When we add a .CO file it's stored, according to heirarchy, above the .BA's and .DO's. But unlike our new .DO file, it goes *above* existing files of its own (.CO) type.

A new .BA file, as per the heirarchy, goes below .DO's and .CO's. And like the

**That first .BA file
will always stay
put, tucked safely
away at the very
bottom of RAM.**

.CO, it goes just *above* the highest existing file of its own (.BA) type.

To summarize: Files are grouped in RAM by type, with .BA lowest, .DO next, and .CO highest. Within those groups insertion points vary: .DO's go *below* existing .DO's, and .BA's and .CO's go *above* existing files of their own type. When *any* file is killed, *all* files above it move downward to fill the gap.

This means that any file stands a good chance of being moved when another file is loaded, killed, or changed in size by editing. Any file, that is, EXCEPT ONE!

That sole exception is the very first .BA file saved in RAM. Files may come and go, shrink and grow, and move around above it, but that first .BA file will always stay put, tucked safely away at the very bottom of RAM. Unless you kill it, it never moves.

Hmmm ... might there be some advantage to this? Indeed there might! And we'll discuss it in detail next time around. Catch ya!

-Nuge

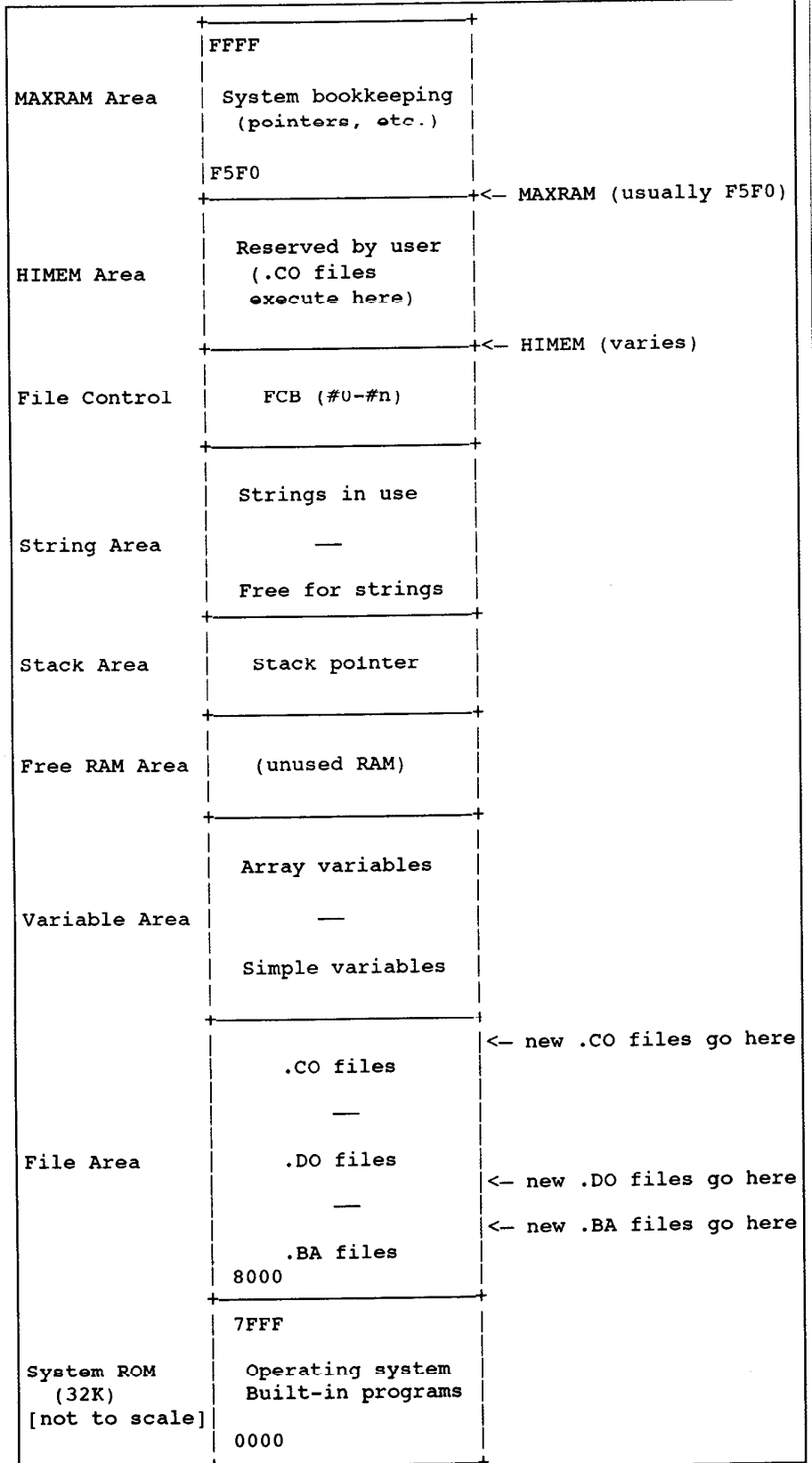


Figure 1., Memory map of the model 100/102. Other Model T's are similarly structured, but specific addresses are different.

The Portable 100 Classifieds

SOFTWARE

TRANSFER.COM MS-DOS/Tandy Laptop \$9.95 plus \$1.00 shipping and handling (Min. \$18 for MC or VISA orders; Calif. residents add 7% tax).

Easily transfers .DO files both ways between MS-DOS computers and your Model 100, 102, or 200 laptop. MS-DOS formatted 5.25-inch disk contains the transfer program, complete documentation and several unique files, including laptop programs not found anywhere. Write to: McBride Services, 984 Hawthorne Drive, Walnut Creek, CA 94596. Order phone number (415)939-5285. 1/90

BY Teachers for Teachers: "Grade Management System" Personalized... Stay organized. You set up to: 12 grade values-9classes 50 students. 3.5-inch disk for PDD. Tandy 100/102, 200. We

also customize 5 BASIC programs. \$49.00+\$2.00 (S&H). Software by Stefens', 1731 William Ct., Little Chute, WI 54140.

Educational Software Ages 3-18. Spelling, Reading, Math, Art, Science, etc. For a 200 page catalog, write to DAVMAR, 17939 Chatsworth #418AA GH CA 91344 10/90

FOR SALE

Run a BBS from your Model 100! For details, send \$3.00 to Keith Graham, P.O. Box 6065, Omaha, NE 68106. 5/90

PICO Magazine Back Issues! All 37 available copies for \$39.95. Portable 100, 145 Grove St., POB 428, Peterborough, NH 03458-0428. (603) 924-9455

Tandy 100 complete with telecommunications cables and adapter. Like new. Best offer. (602) 585-9818 5/90

WP-2 ROM simulator card! Plugs into the expansion card slot of the WP-2. Holds up to four 256Kbit EPROM's or two 1Mbit EPROM's. \$89.95 each. Midwest DataCard Marketing (513) 433-2511 12/90

Total system: Tandy 100 with full 32K memory. Portable Disk Drive, UR II ROM, Star SG-10 Printer, many extra items with numerous manuals and software. Excellent condition. Guaranteed. \$500. (215) 440-6123 or write: Box 143, Hatboro, PA 19040

WANTED

Wanted: Sardine disk version (program & disks) for Tandy 200. Call Rita. 213-655-8580

HOW TO PLACE A CLASSIFIED AD

Categorize your advertisement (Hardware, Software, Services, Wanted, Etc.) and carefully type your message. We are not responsible for correctly interpreting handwritten advertisements. Phone numbers, street numbers, dimensions, and any abbreviations count as one word. Logos, company or product, are not allowed, neither are display advertisements. Business rates are 90¢ per word; non-business rates (individuals advertising) are 60¢ per word. Add up the cost and send the advertisement copy with a check, money order, Visa, or Mastercard number to: Portable 100 Classifieds, 145 Grove St. Ext., P.O. Box 428, Peterborough, NH 03458-0428, c/o Linda Tiernan. Make checks payable to Portable 100 Classifieds. Include your complete return address and phone number (phone number is printed only if it is included in the advertisement itself). Materials due the 1st of the month, two months prior to the magazine cover date (example: materials for the February issue must be received by December 1st). Advertisements received after the deadline will appear in the next scheduled issue. Payment must accompany order. No refunds for advertisements that miss deadlines, regardless of reason. We reserve the right to change advertisement categories, and to reject, edit, or cancel any advertisement we deem improper. There are no agency discounts for classifieds. For faster service call 603-924-9455.

Ad Category _____ No. of words x (90¢)(60¢) _____ #Issues to run _____

Name _____

Address _____

City _____ State _____ Zip _____

Total Enclosed x (Ad Cost x Issues) _____ Phone Number _____

Visa/Mastercard Number _____ Exp. Date _____


Signature _____

Low-Profile Null Modems!

These ultra-small null modem connectors let your Model 100, 102, 200, or 600 computer talk directly to any other computer.

So small and light you can always keep it right with your computer!

Direct connections in half the space! Drawing is ACTUAL SIZE!



25-pin Male-to-Male, Male-to-Female, or Female-to-Female **only \$25.00ea**

The internal pin connections are:
1-1, 2-3, 3-2, 4-5, 5-4, 6&8-20, 20-6&8, 7-7

Portable 100—Hardware
P.O. Box 428, 145 Grove St. Ext.
Peterborough, NH 03458-0428
(603) 924-9455

*Visa, MasterCard, Amex accepted.
Please allow 6-8 weeks for delivery*

Circle 19 on reader service card.

December 1990 PORTABLE 100 27

WP-2 Internal Memory Expansion!

32K RAM — \$12
128K RAM — *Call for
best price!*

*Call for 100/102, 200, 600
memory expansion chip prices*

Purple Computing
P.O. Box 100
2048 Southside Rd.
Murphy, OR 97533
(800) 732-5012
Fax (503) 479-8089

Visa and MasterCard accepted.

Circle 49 on reader service card.

The Portable BBS Is Up And Running! Now accepting calls at 300, 1200, and 2400 bps.

Hundreds of programs and files for
computers of all types (Model 100/102,
200, NEC 8201, MS-DOS, CP/M, etc.)
Set your word length to 8, stop bits to 1,
parity to None, and call today!

ADVERTISER'S INDEX

Free Information

For free information on products advertised in this issue of Portable 100, locate the Reader Service number corresponding to the advertisement that interests you. Circle the number on the Reader Service Card at page 23 (or on the protective mailing wrapper if you are a subscriber) and drop it into the mail. The literature you've requested will be forwarded to you without any obligation.

ADVERTISERS

RS#		Page
21	Adtron Corporation	15
9	Cabochon	24
159	Club 100: A Model 100 User Group	1
148	Computer Options Unlimited	15
5	Destiny Technology	20
80	EME Systems	17
83	EME Systems	21
85	EME Systems	21
30	Granite Street Portables	20
32	Granite Street Portables	18
33	Granite Street Portables	9
17	Herne Data Systems	9
116	King Computer Services	24
37	MicroMime	20
27	Microsense	5
42	Node Systems	13
121	Paul Clobman	13
66	PCSG	CIII
39	Personalized Software	23
45	Pacific Computer Exchange	16

ADVERTISERS

RS#		Page
13	Portable 100—WP-2 Book	17
7	Portable 100—Hardware	CII
19	Portable 100—Hardware	27
55	Purple Computing	16
49	Purple Computing	28
151	Robert Rice	17
88	Rural Engineering	5
20	Shreve Systems	20
128	Software Versand	20
18	System Peripheral Consultants	16
145	T.A.F.T.	9
134	Ultrasoft Innovations	11

New Products

61	EME	21
62	Rogers Corporation	21
60	System Peripheral Consultants	21

FINGERS TIRED?

**Accomplish more... in less time.
Get the P100-To-Go program disk.**

Make your life easier! Save hours of time from typing in lengthy programs. Never worry again about typing errors. Have more fun with *Portable 100's* new disk-of-the-month service. Every program from the magazine is included on each month's disk. No typing. No trouble.

We make it easy and inexpensive. You deserve value. At *Portable 100* we believe in value. That's why we're not only making each month's programs available on 100K Tandy Portable Disk Drive disks (which work in 200K drives), we're also



making sure any extra room on each disk is packed with interesting and fun bonus programs. All files are in .DO format. Ready to load. Ready to go.

Not just for the Tandy 100. The *P100-To-Go* disks will work with any computer that uses the Tandy Portable Disk Drive, the Brother FB100, and the Purple Computing Portable Disk Drive. This means your NEC-8201/8300, Tandy 100/102, Tandy 200, Olivetti M10, and Kyotronic KC-85 can all load these programs into memory (once loaded, changes for specific computer models may be required, refer to corresponding program article for information about compatibility with particular computers).

Subscribe and save! You can order *P100-To-Go* disks individually at only \$9.95, but for maximum savings sign up for our **Six-pack Special**, one disk each month

Yes! Save me hours of typing time. Sign me up for your **Six-pack Special** (6 monthly disks of the *Portable 100* programs, plus the special bonus programs included with every disk) for only \$47.70.

- P100-To-Go** 1988 disk set (Jun.-Dec. 1988) \$47.70.
 P100-To-Go 1989 disk set A (Jan.-Jun. 1989) \$47.70.
 P100-To-Go 1989 disk set B (Summer '89.-Feb. 1990) \$47.70.

Individual P100-To-Go disks at \$9.95

- Jun '88 January '89 Summer '89 March '90
 July/August '88 February '89 October '89 April '90
 September '88 March '89 November '89 May '90
 October '88 April '89 December '89 Nov. '90
 November '88 May '89 January '90 Dec. '90
 December '88 June '89 February '90

To place your order immediately, call:
603-924-9455

Prices include postage and handling. Please allow 4-6 weeks for delivery. Foreign airmail add \$2 per disk. All foreign, US Funds drawn on US banks only.

- Payment enclosed (check or money order)
 MasterCard VISA Amex

CARD NUMBER _____ EXP. DATE _____

SIGNATURE _____

NAME _____


STREET ADDRESS _____

CITY _____ STATE _____ ZIP _____

Mail to: Portable 100, P100-To-Go,
P.O. Box 428, Peterborough, NH 03458-0428

SUPER ROM

Lucid Spreadsheet Write ROM Database Outliner



NOW YOU CAN REALLY HAVE IT ALL!

All on one ROM. Truly the finest four programs available for the Model 100 — guaranteed. Try it for 30 days. If you aren't blown away by the excellence return it for a full refund.

\$199⁹⁵

The four best programs for the Model 100 all on one ROM. 32K of power without using any RAM for program storage. This is the PCSG Snap-In ROM that just presses easily into the little ROM socket in the compartment on the back. You access the four right from the main menu like built-ins.

Write ROM — the definitive word processor for the Model 100. Function key formatting or dot commands. Search and replace. Library feature — inserts words, phrases or whole documents into text from just a code. MAP lets you see a picture of your document. In all there are 60 features and functions. No one can claim faster operation. FORM lets you create interactive forms with on-screen prompts that you can answer from the keyboard. Nothing else for the Model 100 compares with the features of Write ROM. Exactly the same as the Write ROM sold as a single program. Infoworld says it "makes the Model 100 a viable writing unit ... sur-

passed our highest expectations for quality and clarity."

Lucid Spreadsheet: This is the one PICO magazine says "blows Multiplan right out of the socket" and Infoworld performance rated as "excellent" and said "makes the Model 100 compute." Gives you features you cannot get with Lotus 123. Lets you build spreadsheets in your Model 100 that would consume 140-150K on a desktop. Program generating capability with no programming knowledge required. Variable column widths. Includes find and sort with function key control. It's fast, recalculates like lightning. No feature has been taken from the original, only new ones added.

Database: This is a relational data base like no other. You can do everything from mailing lists to invoices. No complicated pseudo-coding, you create input screens as simply as typing into TEXT. You are not limited by size; you can have as large an input screen as you wish. Prints out reports or forms, getting information from as many files as

you like. Complete math between fields. Total interface with Lucid worksheets.

Outliner: Does everything that Think-tank does on a PC but a whole lot better. Includes a Sort for your headlines. Lets you have headlines of up to 240 characters. Has cloning, hoisting and sideways scroll up to 250 characters. Like Lucid, this one sets a new standard for outliners. This is the way to plan and organize your projects.

Present Lucid and Write ROM owners can upgrade for \$150. If you have both it's \$125.

As usual PCSG sells the Super ROM on a thirty day guarantee. If for any reason you are not satisfied, simply return it for a full refund.

We are excited about this product. Super ROM gives the Model 100 the true power of a desktop. No other multi-program ROM has software that compares. But don't take our word for it. We invite you to make that comparison yourself. Priced at \$199.95 on Snap-In ROM.

*Got stuck with somebody else's multi-ROM?
We'll upgrade it for \$150.*

(214) 404-4030

PORTABLE COMPUTER SUPPORT GROUP

4540 Beltway Drive, Dallas, TX 75244 • 1(214) 404-4030 • 1-800-544-4699

© PCSG

MC, Visa, American Express, Check, or C.O.D.

Circle 66 on reader service card.

PICO BACK ISSUE BLOW OUT!

Last chance! If you want *PICO Magazine* back issues, many with articles and columns directed at the Tandy 100/102, 200, NEC-8201, Olivetti M10, and Kyocera KC-85 computers, **order now.** We've priced these magazines to **MOVE** at the incredible low rate of just \$2, S/H included. The minimum order quan-

tity is \$10.00 (foreign shipping is \$1.50 per magazine for Surface).

Get all available issues (35) for only \$39.95

If you want any of these, just photocopy this page, circle the ones you want, add them up, and mail your check with the photocopy to: Portable Computing Int'l Corp,

PICO Back Issues, P.O. Box 428, Peterborough, NH 03458. For faster service call 603-924-9455 and have your Visa, Mastercard, or Amex cards handy. Order **TODAY**, they might be **GONE** tomorrow! *Note: The italicized entries in each month below are Tandy 100/102 related articles.*

1985

January: DG has the One to Go, *Model 100 Proves Itself in the Jungles of Nicaragua*, Meet the Dulmont Magnum, *Telecommuter: Software that's Ingenious*, *Kyocera's Three Aces*. *End Telephone Tag with M100's.*

February: NEC Wishing upon Its Starlet, In-Depth Reviews of HP 110, Sharp PC-5000, *Chattanooga Systems AutoPen, AutoPad, Trip.*

March: Reviews of Epson Geneva and Osborne 3, Comparisons of Two Thermal Printers (Brother HR-5 and Printex TH-160); *The Pluses and Minuses of Batteries, M100 Data Acquisition.*

April: Reviews of Sord IS-11, Sharp PC-1350, DISK+, T-BASE, and Roadrunner; *Free Software: Textpro*, Technology Transfer Damming the PICO Pipeline to Russia.

May: Review of DG1, Which Spreadsheet Should you Buy? Servicing Picos, LCD Screens in Color, Federal Express.

June: Reviews of Tandy 200, 2.2 Companion, and T-Backup, *M100 File Transfer*, Wrangler improves the Odds with Sharp PC-5000s, Dow Jones News/Retrieval On-line Database, *Courthouse M100's.*

August: Reviews of Datavue 25 and *Touchbase Modem*; QuickTrip Convenience Stores More Efficient, Tracing Tribal Roots and Translating the Bible in Jungles of Papua New Guinea.

September: Reviews of HP Portable Plus, *WriteROM, ThinWrite 80 Portable Printer*, A Flat Mac, *M100 Meets Challenges at Woods Hole Oceanographic Institute.*

October: Reviews of Kaypro 2000, T-View 80; Computerized Fire Department, Stretching the limits of Telephone and Computer, *BASIC translation Tactics.*

November: Reviews of Bondwell 2, NEC 8027A Printer, CQ Haste; *PICO Formatter*, Search and Rescue Via Computers, Industry Views from an HP Exec.

December: Close Look at Ericsson Portable and *TMPC (time management software)*, Travel Tips, Tricks for Traveling, *Dialer Program, Project management with the M100.*

1986

January: Reviews of Gridcase 2, Access, Word-Finder, and Prospecting, CP/M and MS-DOS, *Security Program*, Can Universities Cope with Picos? News from Comdex, *Jazz up your LCD.*

February: Reviews of ZP-150, and LeScript Word Processing; *Stevie Wonder Inspires Stardom in M100*, Can Universities Meet Expectations of

Computer-literate Students? *Cold-Start recovery, Personalized Form Letters.*

March: Reviews of Panasonic Exec.Partner, Lync 5.0, and *Hardwire*; University Rethinks its Tasks, Picos in Medicine, *Auxiliary Battery Packs Spell Independence, More Muscle for the M100.*

May: Reviews of Toshiba T1100, IBM PC Convertible, Casion FX-7000G Calculator, SG-10 Printer; *MIKEY, Appointment Manager*, and *FAST*, IRS Crowns Zenith's Z-171, Handhelds in Restaurants.

June: Reviews of Zenith Z-171, *LapCoder, Super-ROM, LAPDOS, and BlackJack*; Go Shopping at PC in Rochester, NY, OM10 RAM Map (pt 1), A Tale of Two City Councils.

July: Reviews of Bondwell, ROM2, Letterjet HS-80, and Sidestar.; Electronic Cottage, Taking Stock of Investment databases II, NEC 8201A's LCD, OM10 RAM Map (pt 2)..

August: NH's Governor discusses Laptops, PC-7000 from Sharp, Choosing your test-oriented Database manager, *Model 100/200's Lend a hand to Job Seekers*, NEC-8201A's Communication Connection.

October: Reviews of Toshiba 1100+, New Word, *Diconix Printers*, Fortune 500 Picos, Interview with DG Exec's, Desktop publishing with Picos.

November: Picos in Libraries, *Clever M100 Combinations, Exploring TPDD Part I*, Reviews of Datacomputer 2.0, *TPDD, TS-DOS.*

December: Picos on Wall Street, Connecting to On-line Databases, Telephone Problems, *TPDD Part II*, Reviews of *Cledeuseau, French/German Tutor 3, Pocketsize Modems*; 1986 Article Index.

1987

January: Book Publishing With a Pico, *Framework in a Pico*, Review of Right-Writer, JK Lasser's Money Manager, HP+Enhanced, Electric Webster, *Disk Power*, Pico's Computer Buyer Guide.

February: *Poor Man's Idea Processor*, Macintosh-Pico Connection, *M100 Cursor key alteration*, Handhelds: HP-18C, Langenscheidt 8000, TI-74, Reviews of Sord IS11-C, *Lets Play Monopoly, \$100 letter quality printer.*

April: Browsing the Boards, Writers & Portables, KTI products, Badminton & NEC, Reviews of *Inside the M100, TTXPress Printer, PCSG Business Analyst*, Datapad 84 Zoomracks & ECFS.

May: Doctors with Portables, *Text to printer*, Hitting the Board **OUT** of PC Convertible Add-ons, Holiday **OUT** & Shout, *M100 memory Expansion.*

June: *Lawyers & Laptops, Personal Management System, M100/Mainframe Terminal Prog.*, Reviews of Wang Portable, *Search, Sprint and Supercalculator, Best of Compuserve book, Chess-to-go.*

July: Programming in the Portable Environment, Sysop interview, Talking portables (pt1), Portable Computer Buyer Guide, Reviews of *TS-Random*, Software Carousel, Popcorn & the Hyperion.

August: NEC 8201 tokens, Laptops in Movie filming, Talking Port **OUT** Reviews of Casio FX-8000G, Tandy 1400LT, and *System 100.*

September: *English Teachers use Laptops, Picos in Class, D OUT* plates, *Picos in the Oil Patch, Review of ColorPro*, and the *Sportster 1200 modem*

November: *Control That Printer, Academia & Laptops*, Laptops on Capital Hill, *Starlet Secrets*, Reviews of Psion II, *DVORAK keyboard*, & Spark.

December: Global Lapping, *Starlet Software*, Toronto Blue Jays & GRID, *NiCd Notes*, Review of IMC LCD-286, 1987 Article Index.

1988

January: Portable Computer Cellular Communication, Laptop Roundtable, Pico Portable Guide, Reviews Telemagic, Direc-Tree Plus, SchwabLine, Quotrek.

February: TennisStat, Flexibility of Form, T200 and T16, Reviews Eclipse, T1100 Hard Drive.

May: Handhelds Fight Crime, A Pico in China, Compaq Port. III, Datavue Snap, Fax hits the Road, HP Portable Vectra, T1400LT, Three Pocket Modems, Close-Up's Customer & Support.

June: Multispeed in the Tropics, *Monitoring Alkaline Batteries*, PSION and Mass Storage, Datavue Spark, Smith Corona Portable Word Processor.

July: Toshiba on the Road, *Diskette Ratings, Metered NiCd Manager*, Procomm on the NEC, WordPerfect 4.2 on the T1000, Sales Ally.

September: Laptops & the Learning Disabled, WordPerfect 5.0, Dynamac EL, HP-71B, WordPerfect Executive, Webster's New World Writer II.

October: Portables at Sea, Macintosh Navigating, Piloting and Celestial Progs, NEC-8300, Compaq Port. 386, File Transfer, Golden Parachute.

November: European EMAIL, New Tricks for your Cassette Recorder, Pico Pillows, Amstrad PPC-640, Selecting the President, Sales Power, Sales Strategy, Office Writer goes Light.

December: *FASTECH*, Automating Your Sales Force, AI, ScriptWriter, LiteDrive, Homeword Plus, VP-Expert.